

3 CPI 2.3%

2016 4 11

PPI	3	CPI	2.3%	2.4%	0.4%	1.6%
		4.3%	49	4.9%		
3	CPI	7.6%	0.3		1%	
	CPI	1.5%	0.2			
	2.5%	1.9%	35.8%	28.4%	0.60%	0.20%
	CPI	0.92		CPI	0.64	5.5%
	CPI					1.30%

10 2011-2015

3

3	PPI	PPI	2012	3
	49		27	

PPI

3	5.7%	0.8
	16.3%	8.8%
	3.6%	1.9
		0.1
		0.9

3	0.2%	0.2
	0.7%	0.8%
	0.3	0.1
	0.6%	1.7%

3	PMI	50	102
		6.9%-7.0%	

CPI

图1：3月CPI同比上涨2.3%不及预期

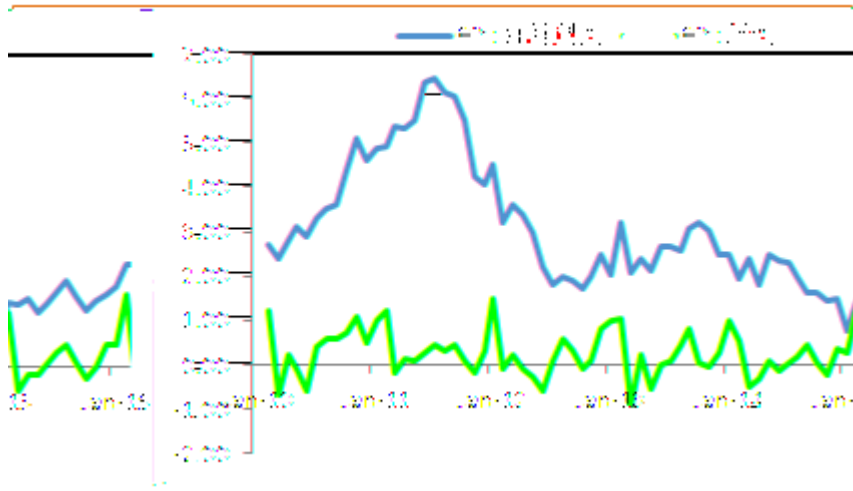


图2：3月PPI同比下降4.3%降幅持续缩窄环比首次转正

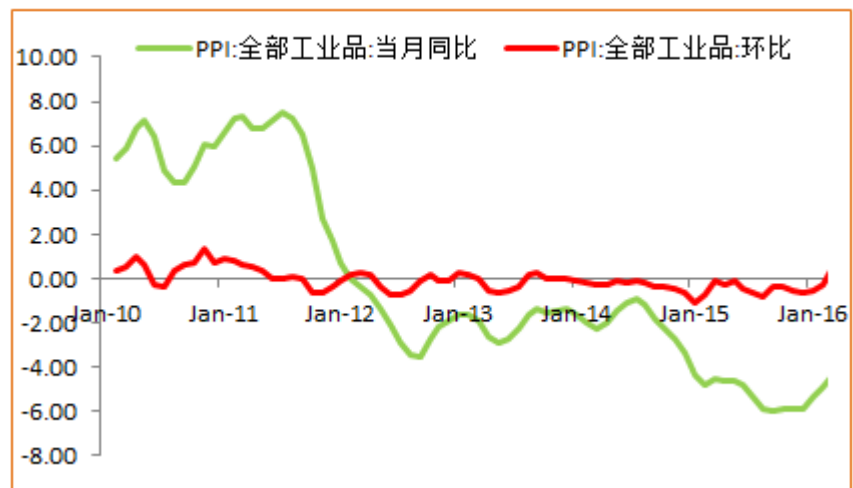


图3：3月PPIRM同比跌幅收窄环比转正

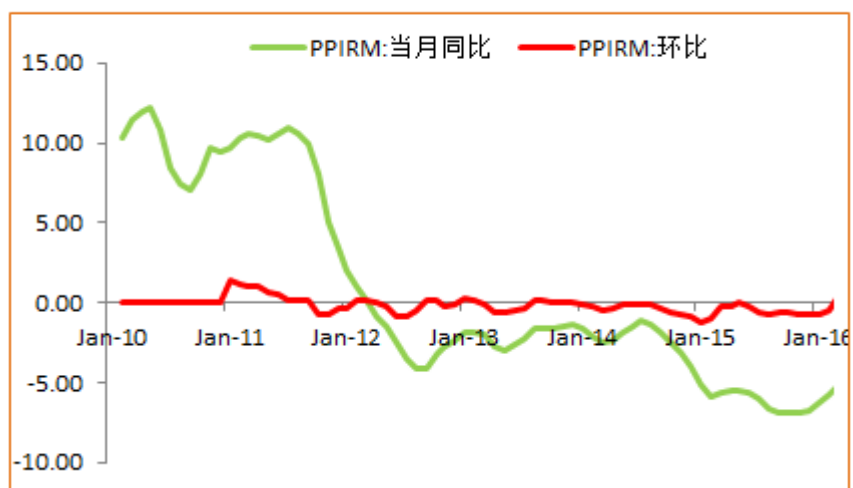


图4：猪肉价格高位稳步震荡上行空间收窄

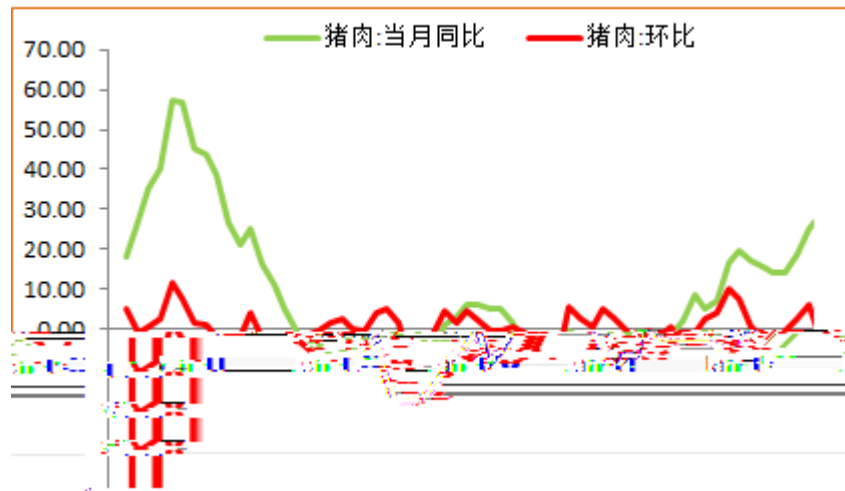


图5：鲜菜环比价格有所下降




图6：采掘与生产资料降幅小幅缩窄，不过仍在底部徘徊

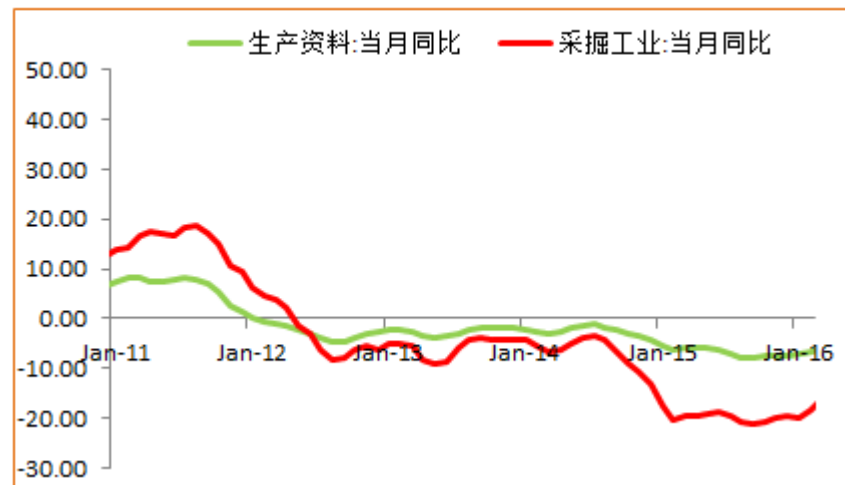
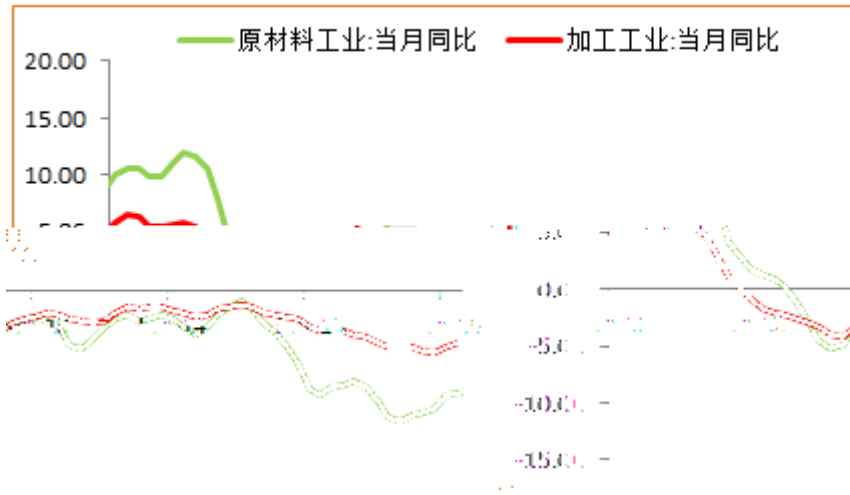


图7：原材料工业与加工工业仍难言乐观



"

--

"



020-22139858



020-22139813



020-22139817



020-22139824

5

1007-1012