

2016 5 14

1	2016	1-4			132592		10.5%
		11%	1-3	0.2	1-4		
		5.2%		0.5		10.1%	
2	1-4		25376		7.2%	1-3	1
3	2016	1-4			5.8%	4	
		6.0%	3	0.8		4	
		0.47%					
1							
2							
1					10.7%		
			1-4				
	10.5%		11%				
	21.7%	7.3%	12.4%	1-3	3.8	0	0.2
		1-4		6%	1-3	0.4	1-4
		19%	1-3	0.6			

2										1-4
	5.2%		0.5							
		62.1%			3.2				3	0.1
4										24.4%
3										1-4
			5.8%		1-3					21.4%
	2.2				20.1%				2.4	
		36.5%		1-3	3.4					55.9%
										1.8
										330
										1-4
			6.5%		1-3					5.2
		3.3%			8.6%					
10%										
4	1-4								5.8%	1-3
		6.0%	3		0.8					4
					0.5%	2.8%	1.7%	-1.7%	1-4	
										0.2%
										3.2%
0.3%	0.9%									4
										0.1%
										6.9%
										1.9%
3		3%	0.3%	2.9%						L
5										M2
1-4										

6

10.1%

0.4

4

5

图1: 固定资产投资累计同比增速

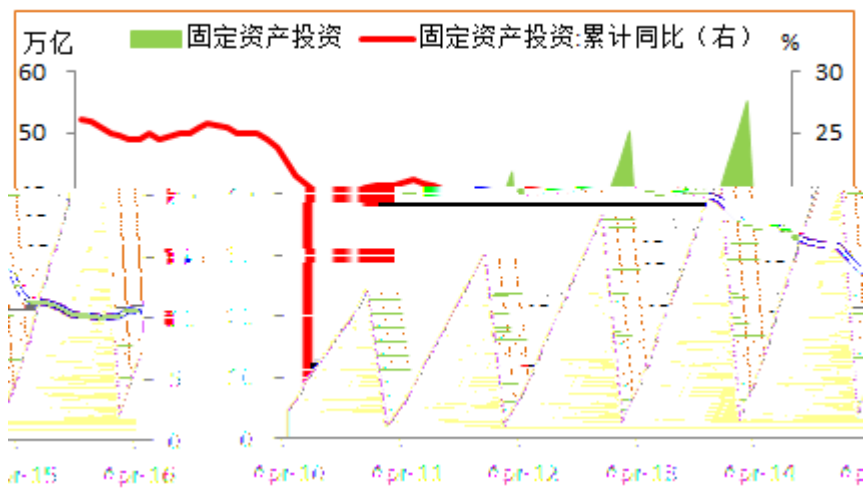


图2: 社会消费同比增速

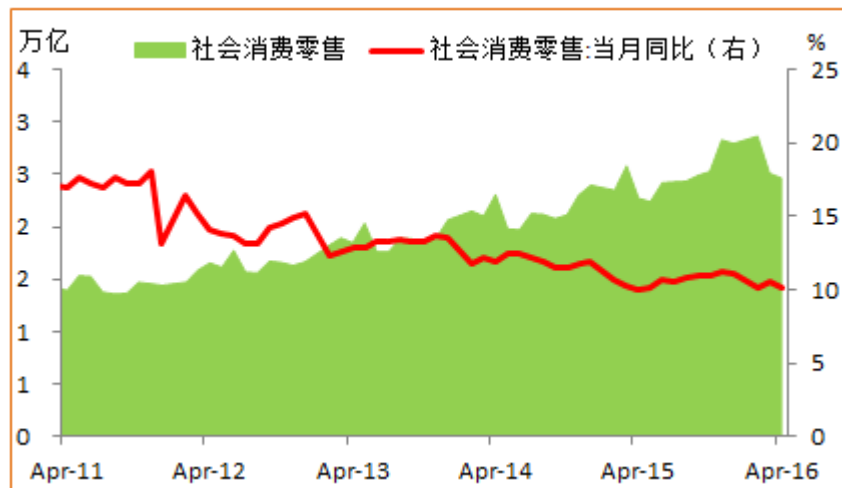
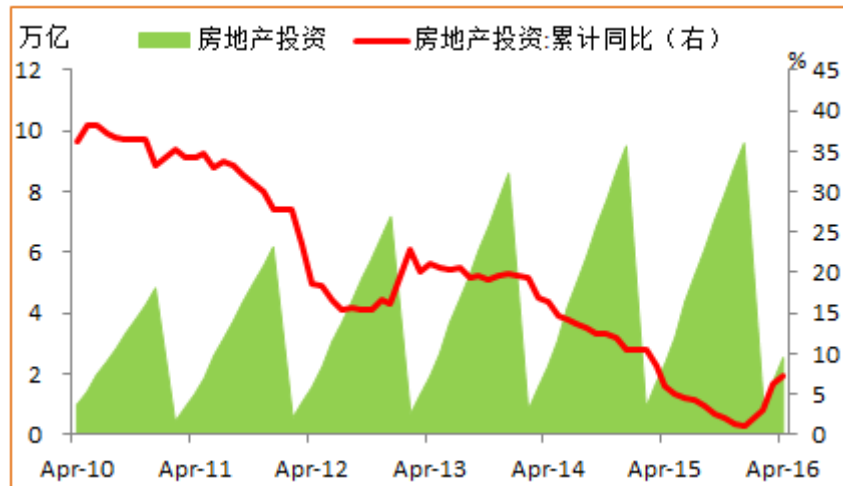


图3：房地产投资增速与销售面积呈现量价齐升



020-22139859