

K

豆粕2001(DCE m2001) 日线

MA组合(5,10,20,60,120,250), MA5 2833.80 MA10 2827.70 MA20 2844.80 MA60 2868.18 MA120 2773.57 MA250 2938.19

3539

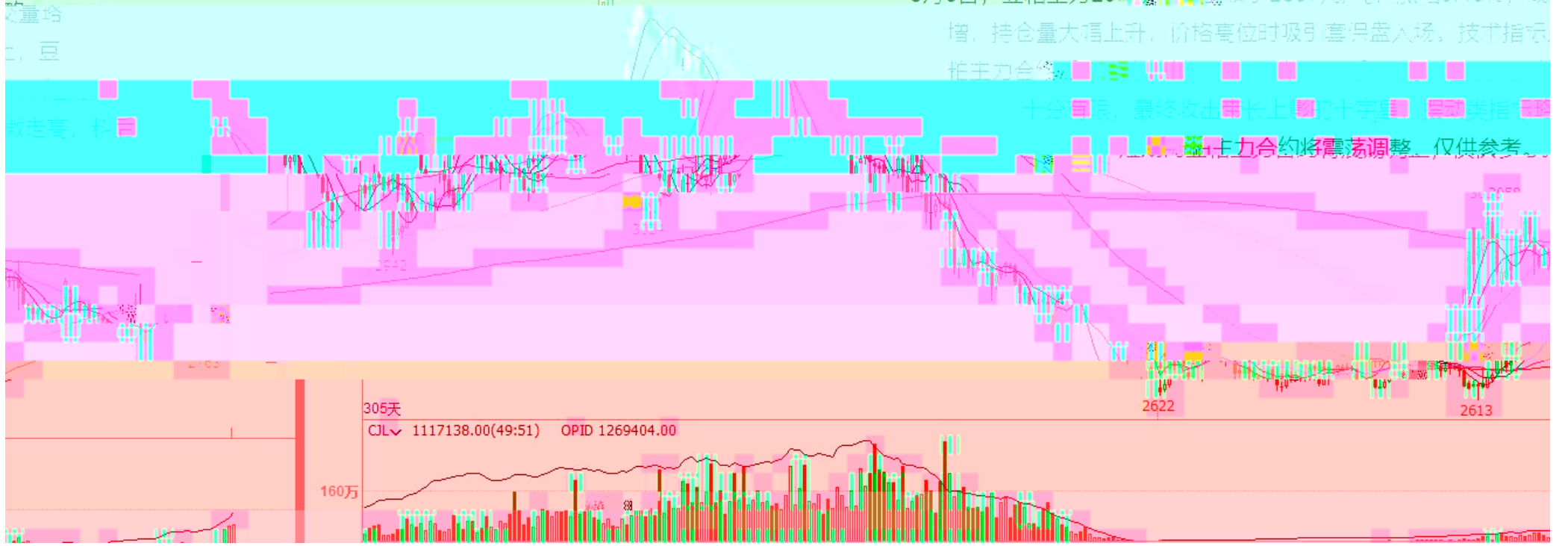
8月6日, 豆粕主力2001合约收于2867元/吨, 涨幅0.46%, 成交量

增, 持仓量大增上升, 价格高位时吸引套保盘入场, 技术指标

粕主力合约

十分有限, 最终收出长上影十字星, 豆粕类指

豆粕主力合约将震荡调整, 仅供参考



K



K

沪锌主连 (SHFE 2244) 日线



K

沪铝主连 (SHFE 2214) 日线



K

沪铅主连 (SHFE 2895) 日线

BOLL(26,26,2) MID 16333.46 TOP 16928.10 BOTTOM 15738.82



109天

沪铅1905

沪铅1906

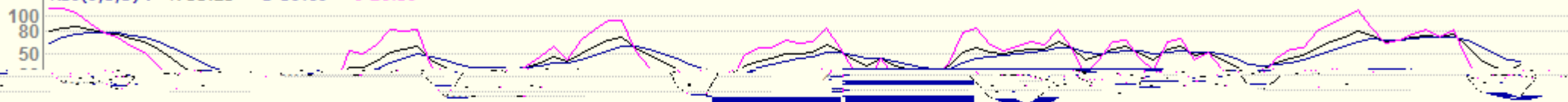
沪铅1907

沪铅1908

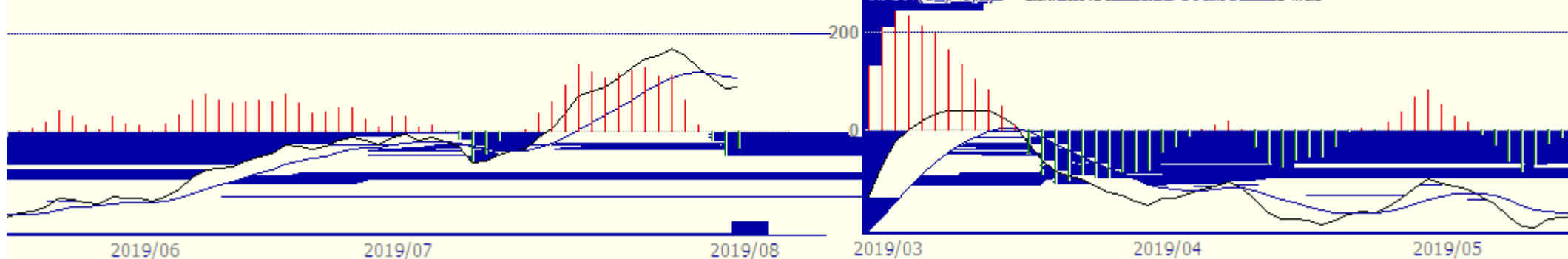
15655

沪铅1909

KDJ(9,3,3) K 35.25 D 39.69 J 26.39

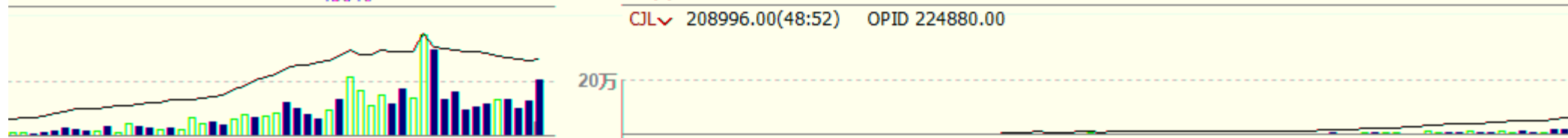


MACD(12,26,9) DIF:100.98 DEA:108.01 -34.85



K

沪铜1909(SHFE cu1909) 日线

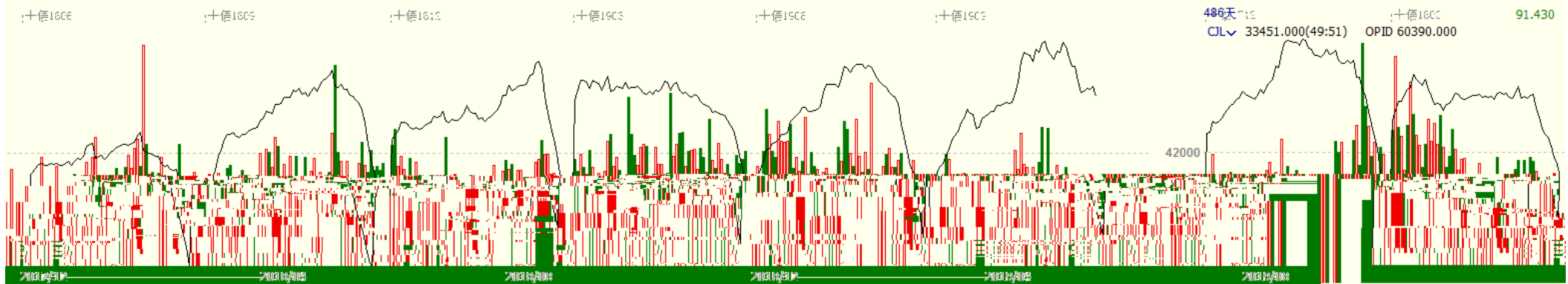


K

☐ 十债主连 (CFEEX 8805) 日线 99.065 0.000 / 0.00%

MA组合(5,10,20,40,60,0) MA5 98.737 MA10 98.448 MA20 98.319 MA40 97.970 MA60 97.675

8月6日，中美贸易战进一步升温，债市连续强势后陷入纠结，国债期货窄幅震荡，二年国债主力合约



--

"

"



020-22139858



020-22139813



020-22139817



020-22139824

5

1007-1012

510623