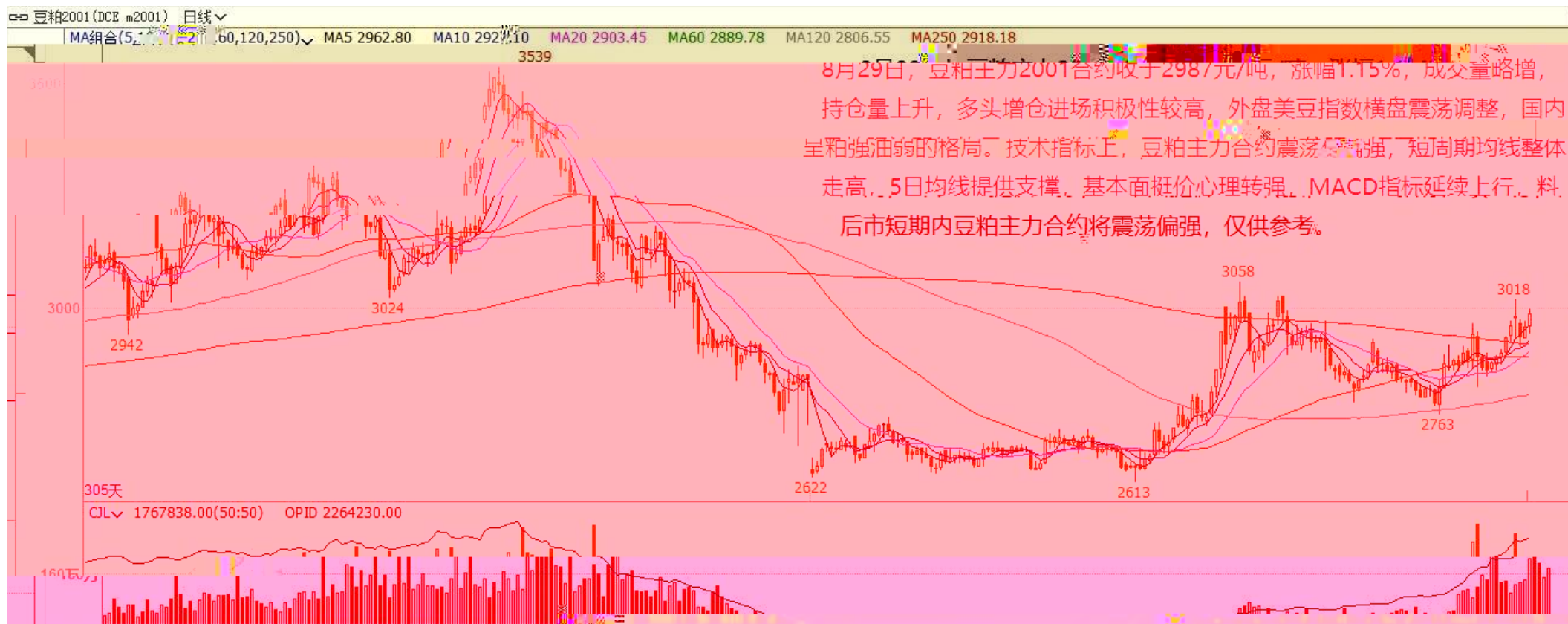
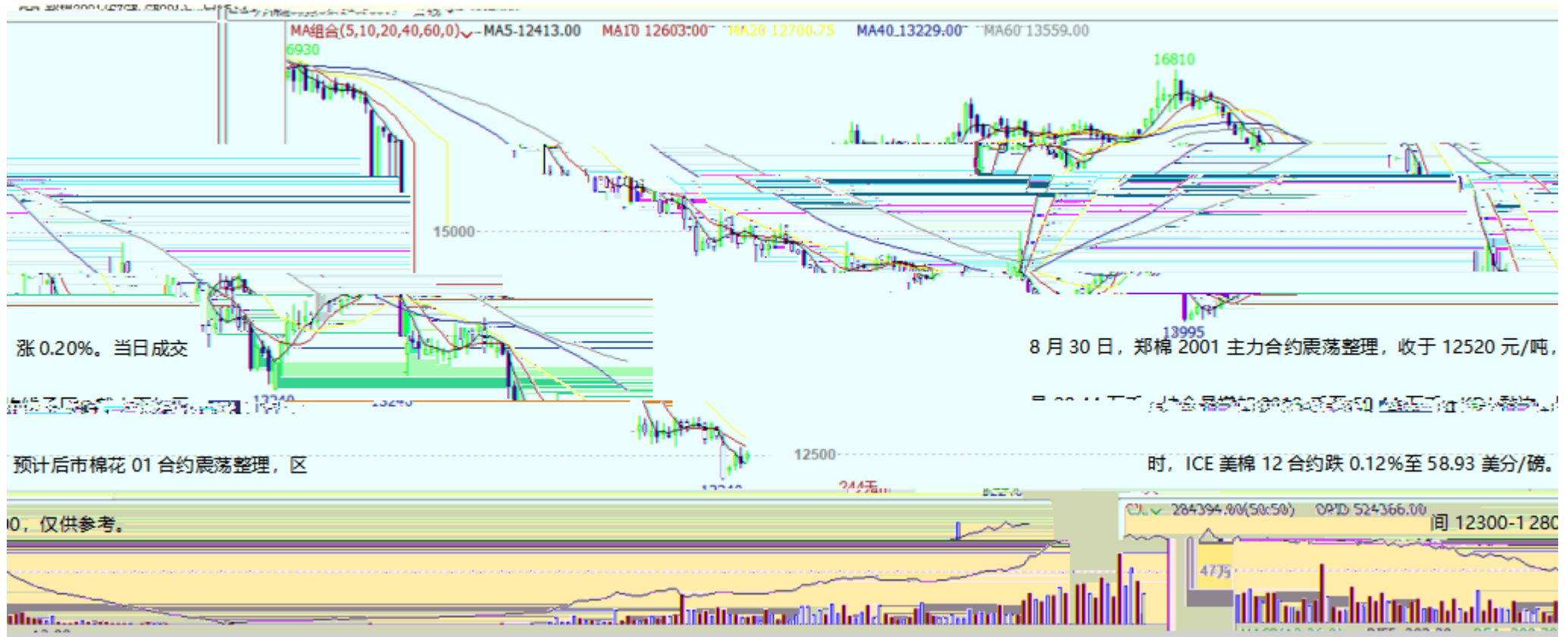


K



8月29日, 豆粕主力2001合约收于2987元/吨, 涨幅1.15%, 成交量略增, 持仓量上升, 多头增仓进场积极性较高, 外盘美豆指数横盘震荡调整, 国内呈粕强油弱的格局。技术指标上, 豆粕主力合约震荡偏强, 短周期均线整体走高, 5日均线提供支撑。基本面挺价心理转强, MACD指标延续上行。料后市短期内豆粕主力合约将震荡偏强, 仅供参考。

K



K

沪锌主连 (SHFE 2244) 日线



K

沪铝主连 (SHFE 2214) 日线

BOLL(26,26,2) MID 14093.65 TOP 14500.60 BOTTOM 13686.71



75天

KDJ(9,3,3) K 37.30 D 48.54 J 14.80

13620

13620

13620

13620

MACD(12,26,9) DIFF 94.96 DEA 100.12 -10.33

100

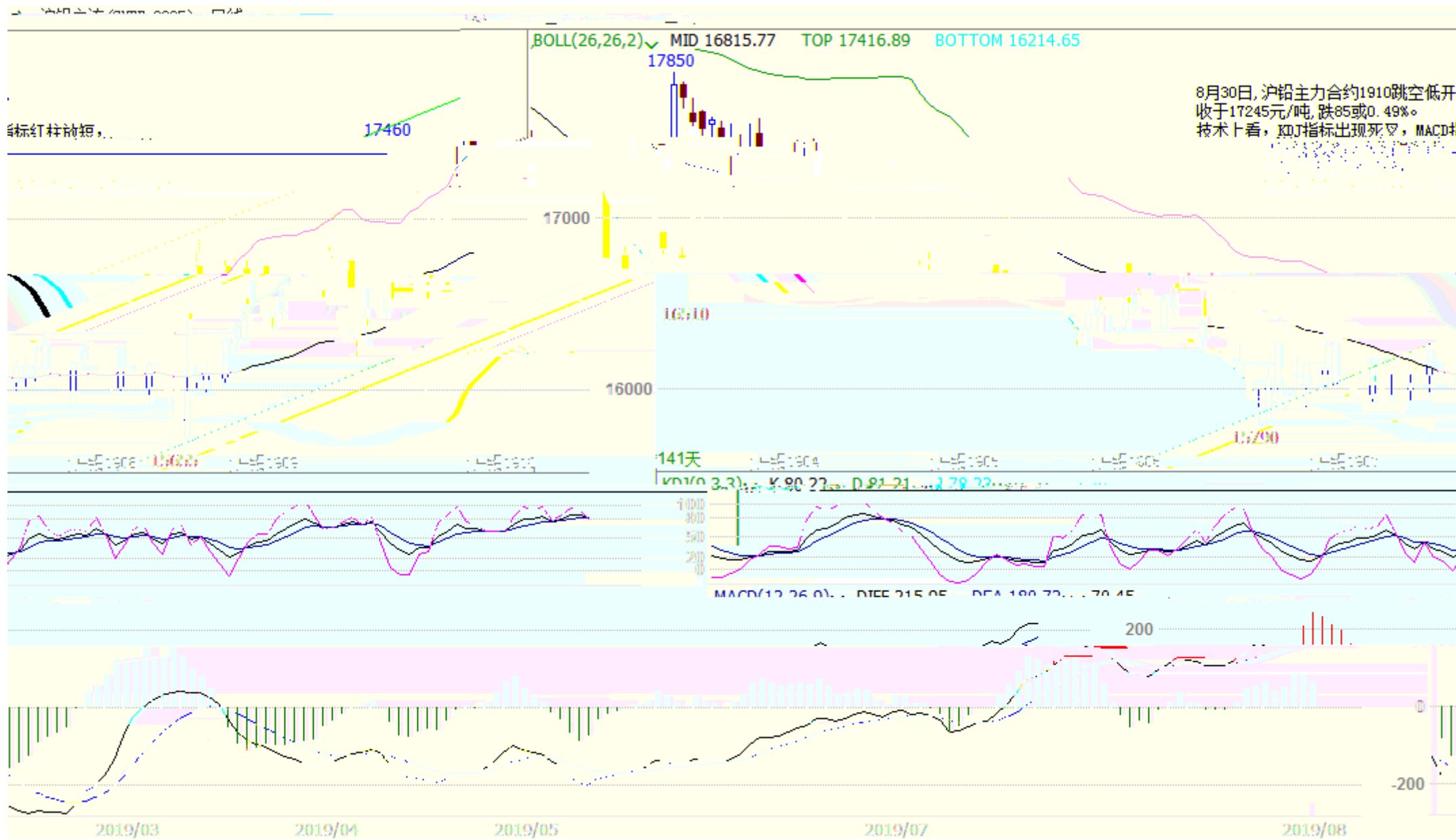
0

2019/06

2019/07

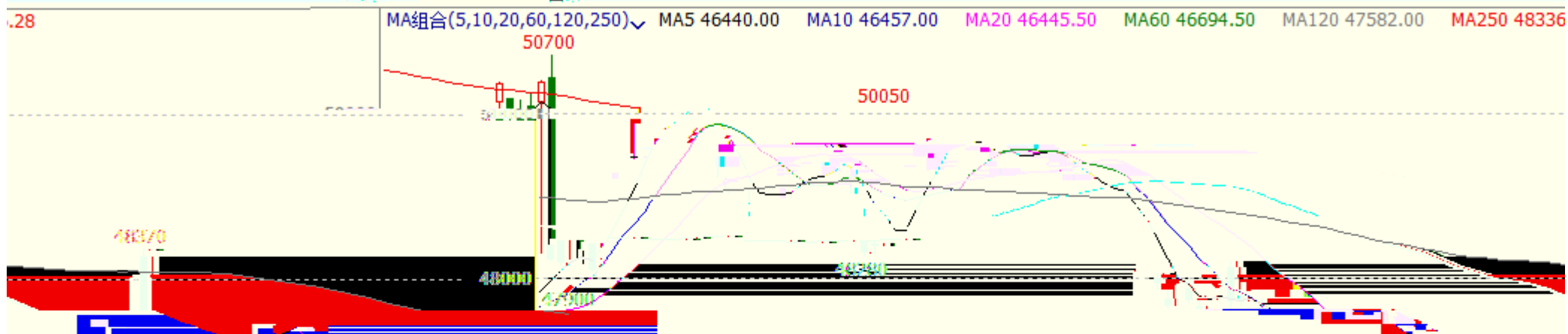
2019/08

K

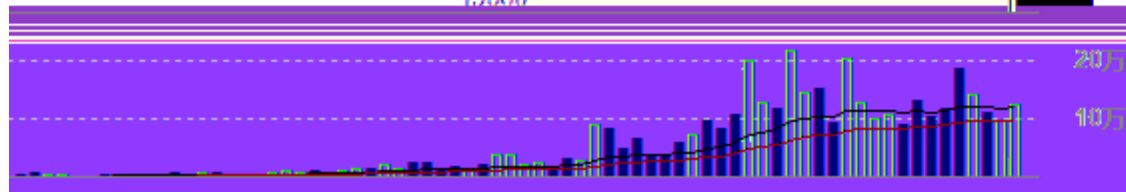


K

油... (0.28) MA組合(5,10,20,60,120,250) MA5 46440.00 MA10 46457.00 MA20 46445.50 MA60 46694.50 MA120 47582.00 MA250 48336



延... 布林线中轨。MACD指标红柱实体小幅延长；KDJ金叉后向上发散，...
 技术面分析... 仅供参考。



141天
 (10,20) 126328.00(52.48) 120143.93 99834.63
 MACD(12,26,9) DIF: 68.53 DEA: 100.25 62.45

K

十债主连 (CFEX 8805) 日线 98.870 -0.045 / -0.05%

MA组合(5,10,20,40,60,0) MA5 98.826 MA10 98.837 MA20 98.953 MA40 98.563 MA60 98.200

8月28日，消息面空档期，债市缺乏进一步上行动力，国债期货小幅收跌。二年国债主力合约TS1912



--

"

"



020-22139858



020-22139813



020-22139817



020-22139824

5

1007-1012

510623