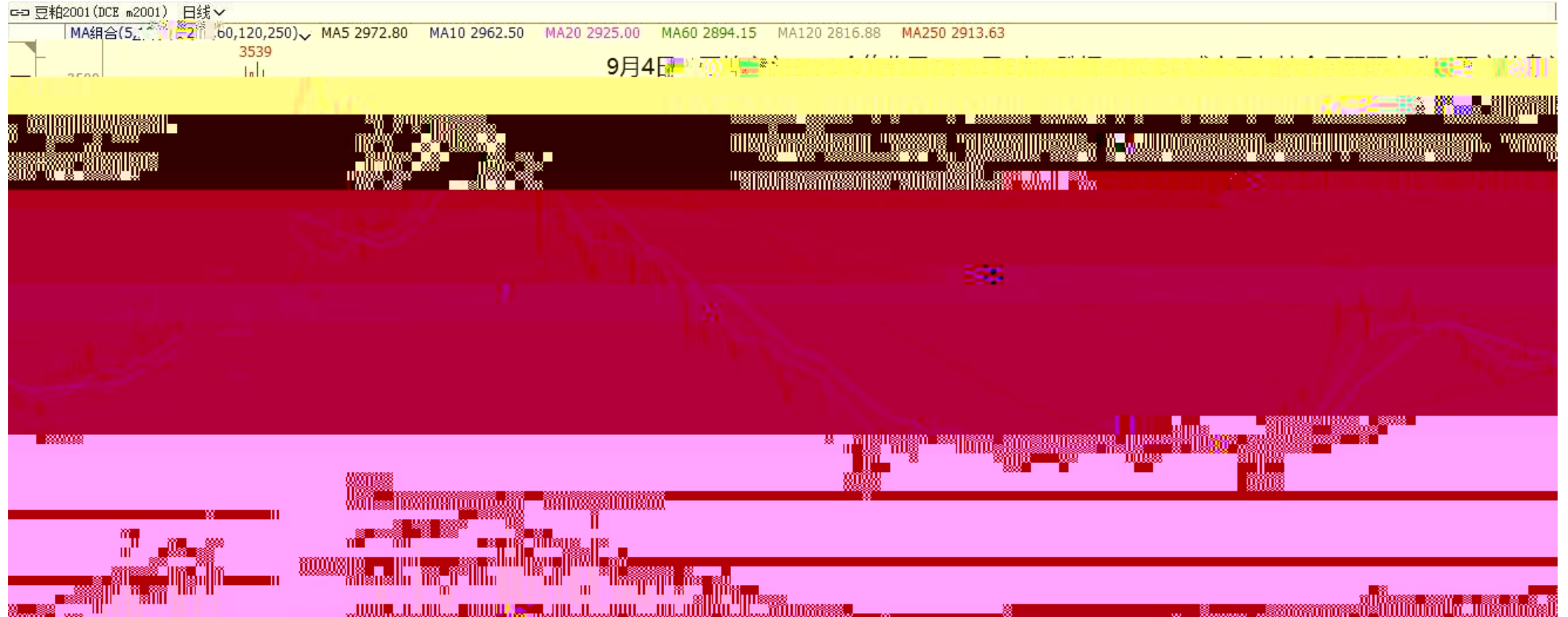


K



K

郑棉2001(CZCE CF001) 日线

MA组合(5,10,20,40,60,0) MA5 12551.00 MA10 12503.00 MA20 12654.25 MA40 13091.88 MA60 13474.92

9月5日, 郑棉2001主力合约震荡偏强, 收于12670元/吨, 涨1.20%, 当日成交量

62万手, 持仓量增加4870手至38.92万手, KDJ向上突破, 均线系统多头排列, 收上

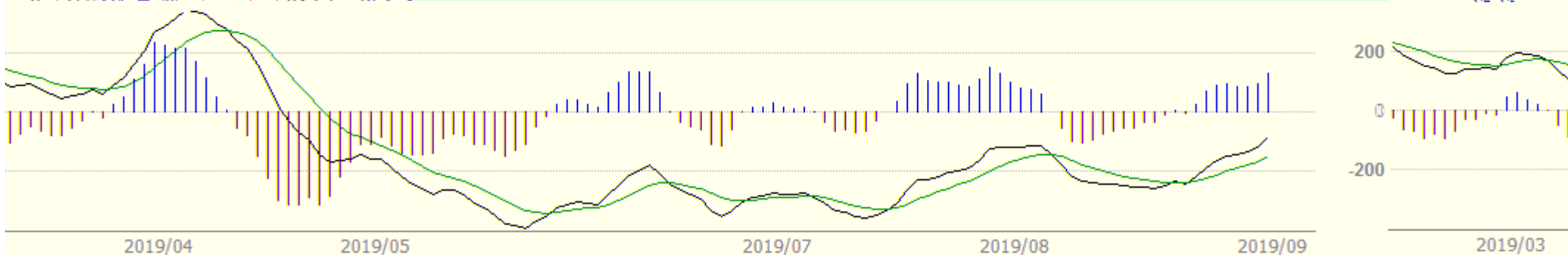
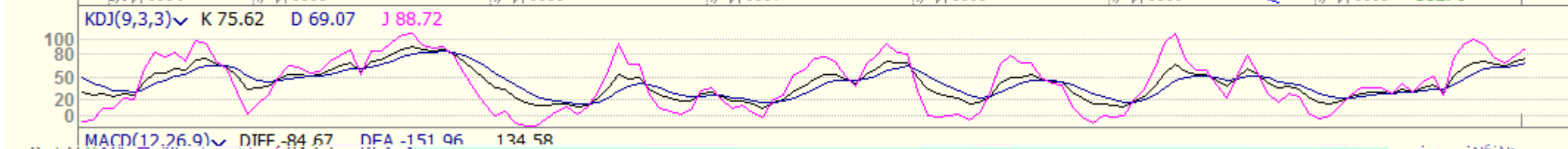
下午三时, ICE美棉12合约跌2.99%至58.64美分/磅, 预计后市棉花01合约震荡整

理 区间 12500-12800 均价 12670



K

沪锌主连 (SHFE 2244) 日线

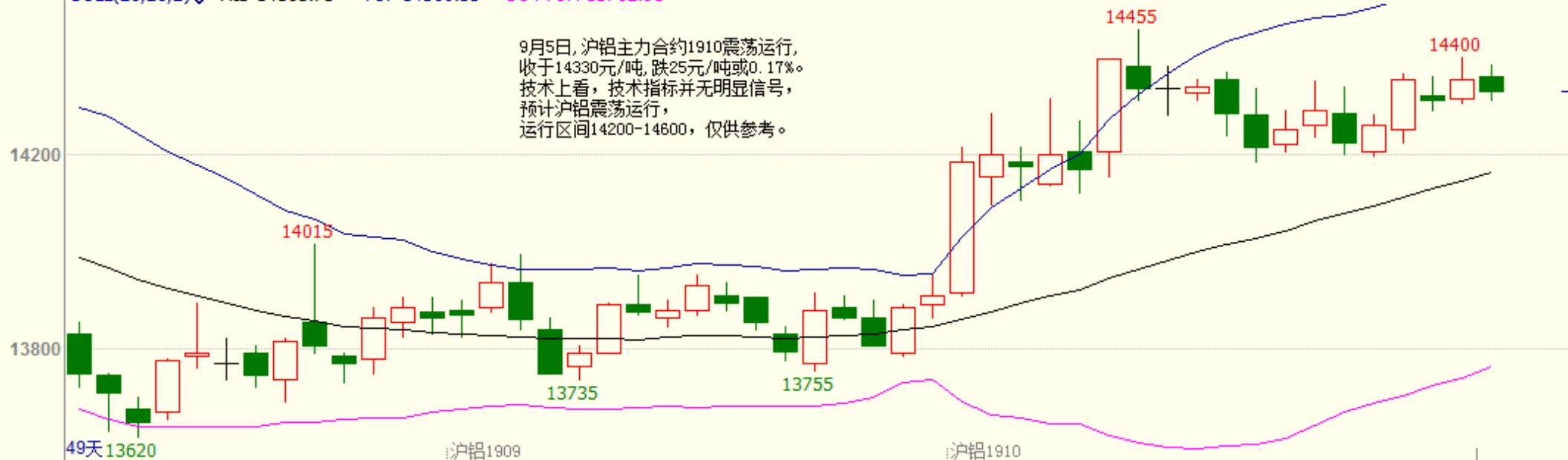


K

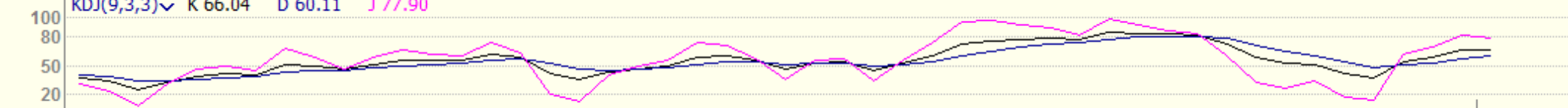
沪铝主连 (SHFE 2214) 日线

BOLL(26,26,2) MID 14161.73 TOP 14560.55 BOTTOM 13762.91

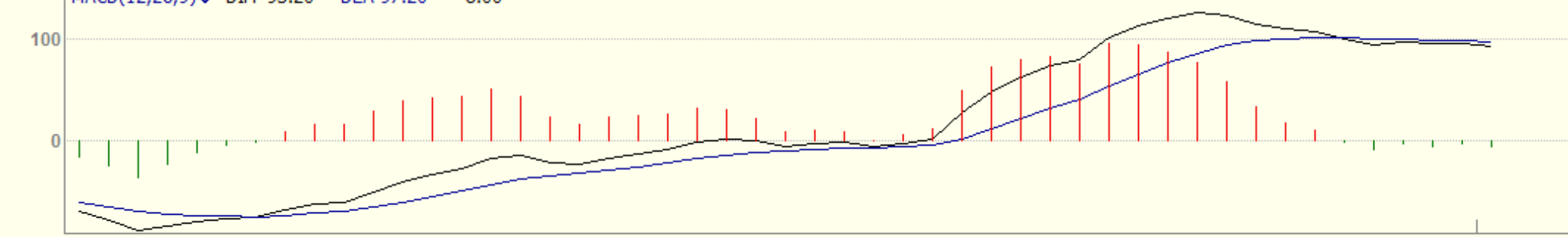
9月5日, 沪铝主力合约1910震荡运行, 收于14330元/吨, 跌25元/吨或0.17%。  
技术上看, 技术指标并无明显信号, 预计沪铝震荡运行, 运行区间14200-14600, 仅供参考。



KDJ(9,3,3) K 66.04 D 60.11 J 77.90



MACD(12,26,9) DIFF 93.20 DEA 97.20 -8.00



2019/08

2019/09

K

沪铅主连 (SHFE 2895) 日线



K

沪铜1910(SHFE cu1910) 日线

MA组合(5,10,20,60,120,250) MA5 46574.00 MA10 46454.00 MA20 46513.50 MA60 46690.50 MA120 47517.42 MA250 48315.64





--

"

"



020-22139858



020-22139813



020-22139817



020-22139824

5

1007-1012

510623