



12 23 LL2105 7765 /  
, 1.46% PP2105 8179 /  
2.36%



12 23

62.5

2

PE

27.7% PP

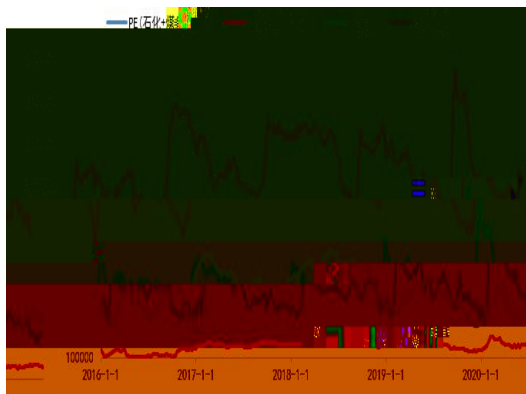
PE

33.71%

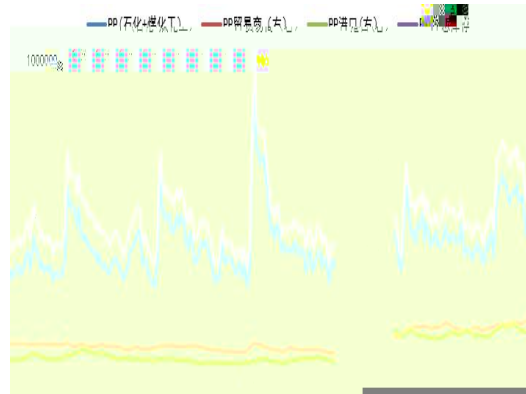
PE

PP

PE



PP



PE

11

PE

11.17

12

PE

5.81

11

5.36

30

LDPE/EVA

12

12

Point Comfort

150 /

119.7 /

37.4 /

40 /

PP

11

PP

11.04

11

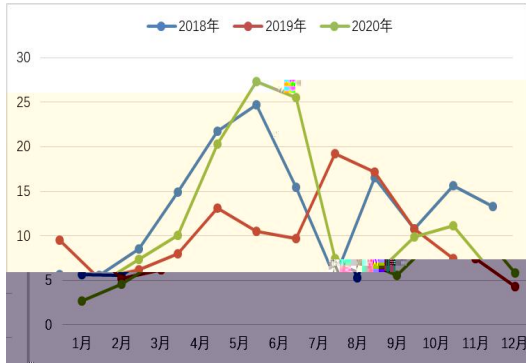
22.01

10.97

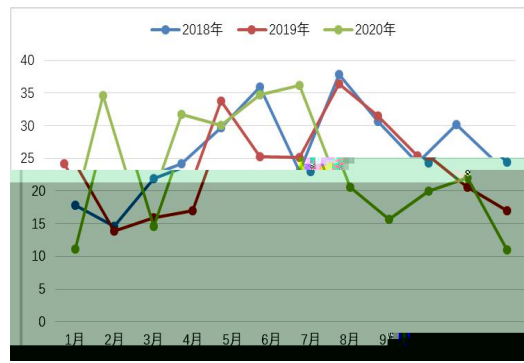
12

1

PE



PP



PE

12

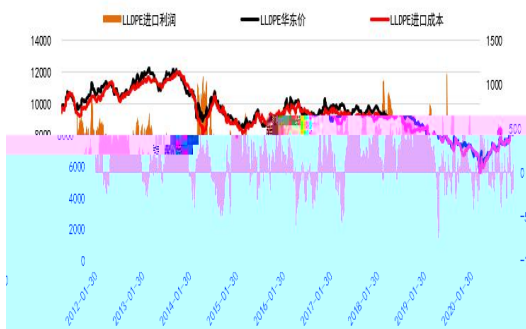
LLDPE

1065-1070

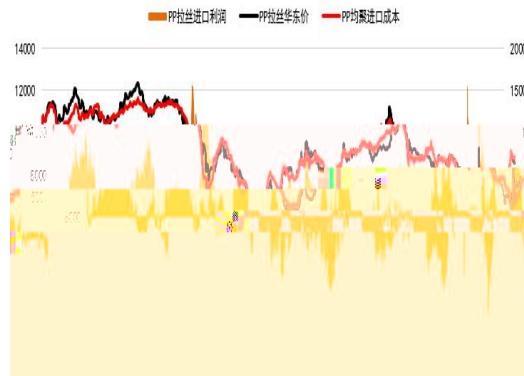
/

PP

PE



PP



PE

PE

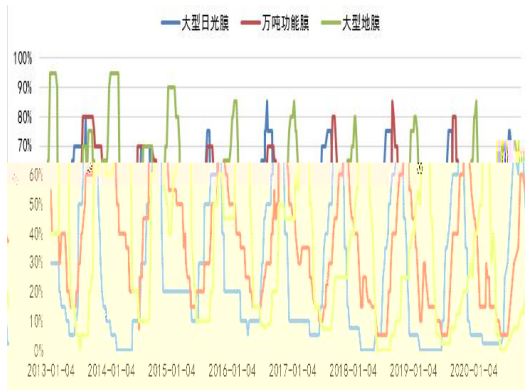
10% 45% 22. 5%

5

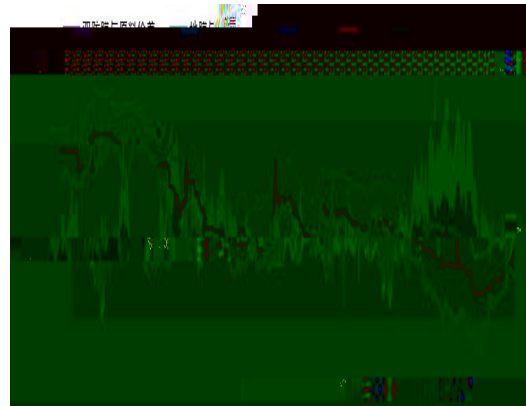
5

2.5

PE



PP



PP

12 17

BOPP

52% 57. 52%

6

2.1

BOPP


PP

BOPP

PP



BOPP





PE  
LL PE  
12 12 30 LDPE/EVA

PP PE LL05 PP05  
29. 29% 12  
PP 1

