

020-22139813

PE PP

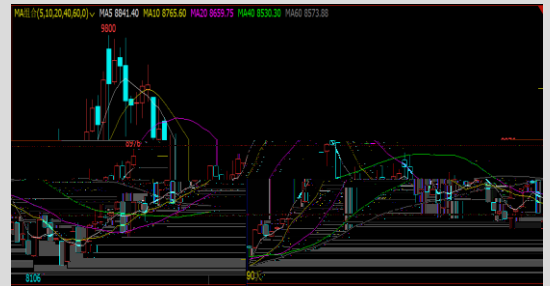
F0263093  
Z0012783  
lin.debin@gzf2010.com.cn

F03087320  
fu.chao2@gzf2010.com.cn

9050 / PP

LLDPE  
8300-8700 /

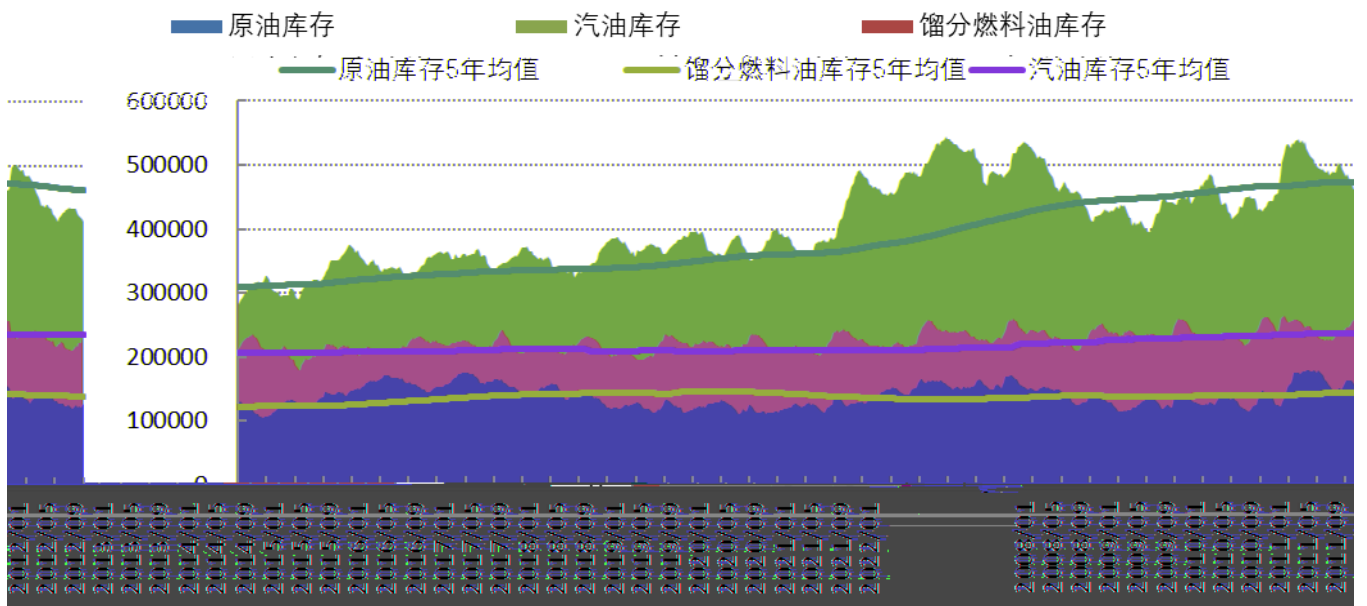
8650-



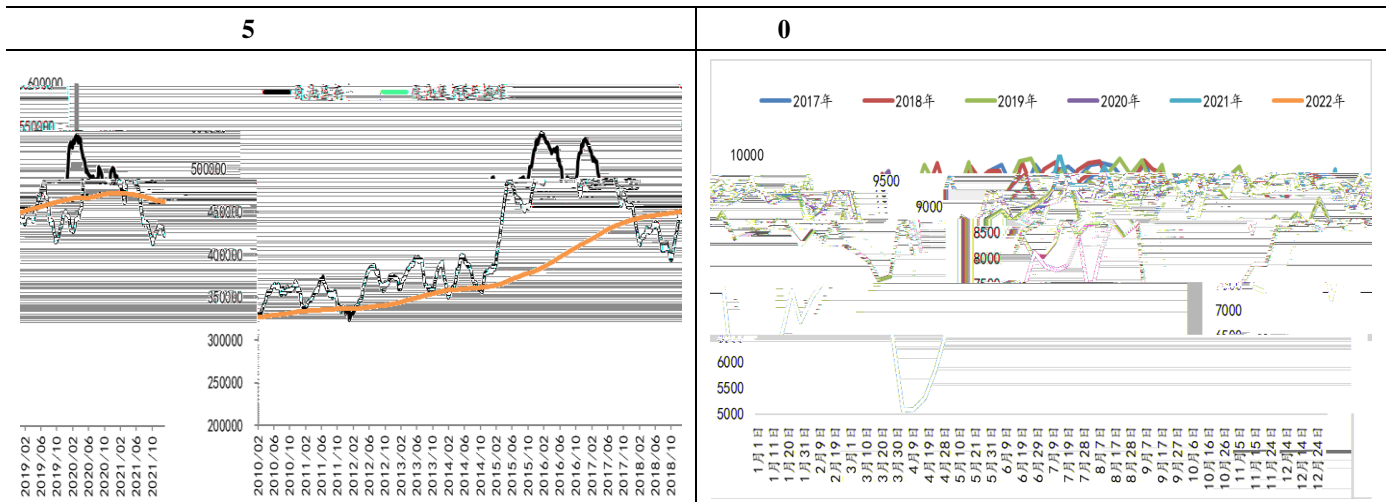
2021.09.25

		.....	
	12	.....	
:		.....	
		.....	0
		.....	1
		.....	2
2022		.....	3
		.....	5
		.....	5
		.....	6
		.....	
	5	.....	
0		.....	
1	PE	.....	
2	PP	.....	
3	PE	.....	
4		.....	
5	PE	.....	0
6		.....	0
		.....	1
		.....	1
		.....	1
0	BOPP	.....	1
1	B	.....	1
2		.....	1
3		.....	3

---



EIA



EIA

---

**1 PE**

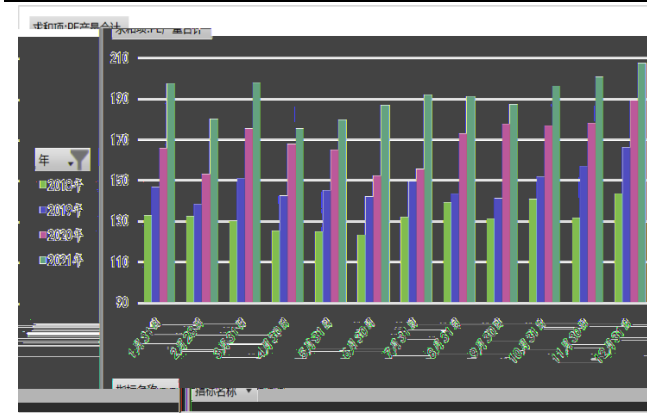
---

---

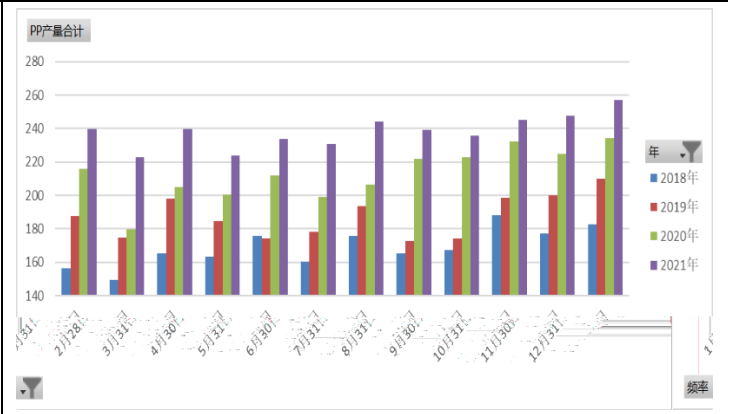
Wind

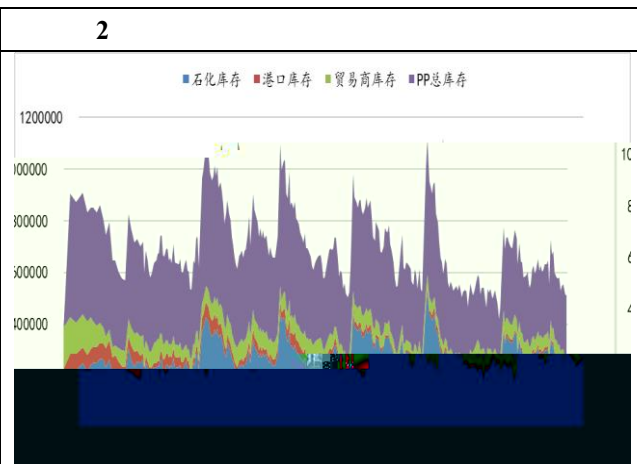
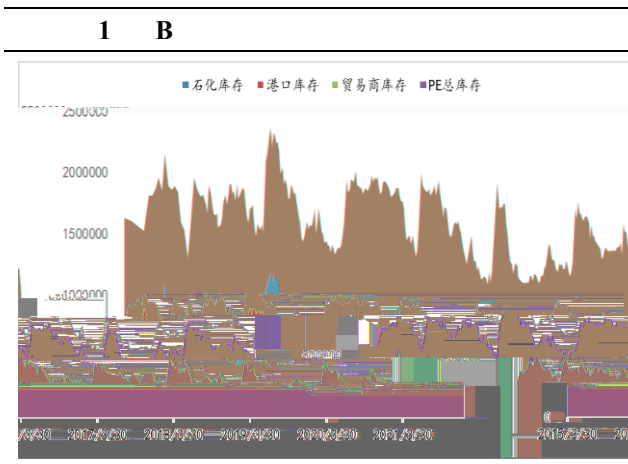
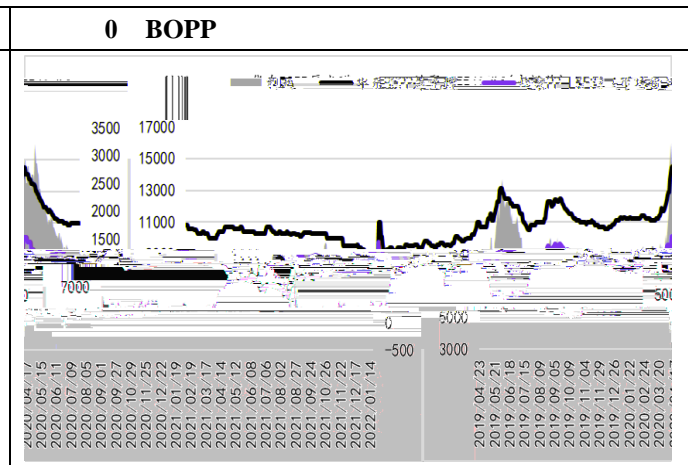
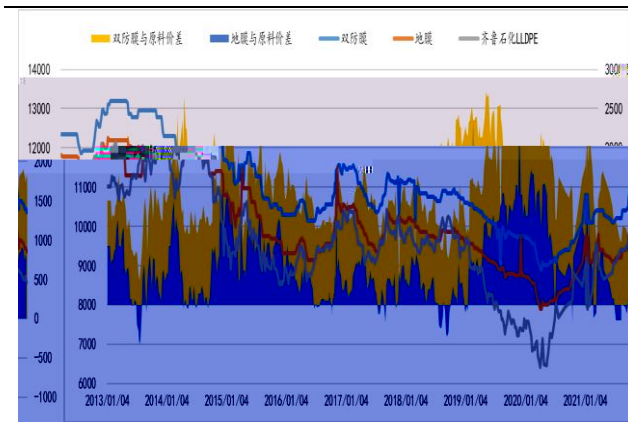
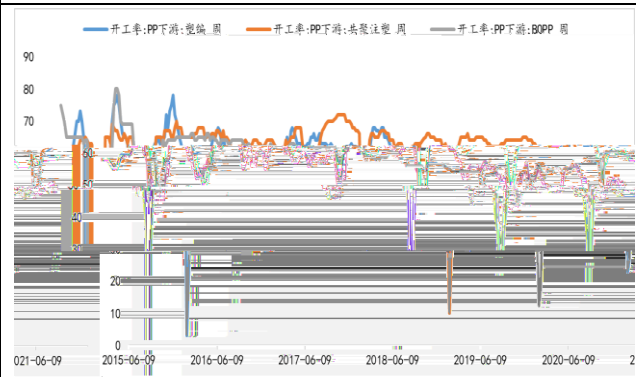
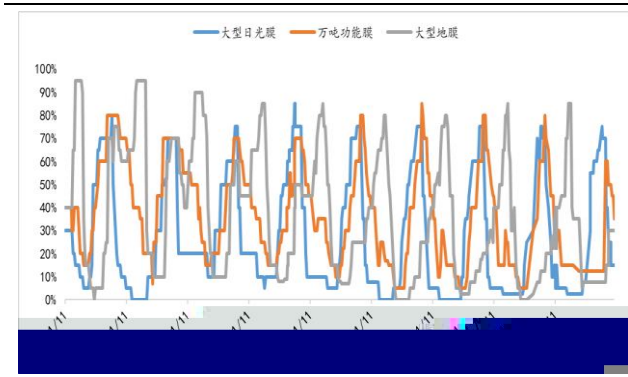
**12**

**5 PE**



**6**





2018	LLDPE			1-3
			1	
	3		LLDPE	
		PP	1-3	2
				PP
			4 -10	
		PP		
2019		1	4	2018
		PE	PP	8200-8700
8400-8900		4	6	
2020				

BOPP

3

春节后前五个交易日涨跌幅%								
年份	2021	2020	2019	2018	2017	上涨次数	下跌次数	平均涨跌幅
LLDPE (聚乙烯)	-0.75%	-2.25%	0.52%	-1.09%	1.78%	2	3	-0.36%
PP (聚丙烯)	0.21%	2.99%	-0.70%	-0.50%	4.64%	0	0	0.44%

春节后前五个交易日涨跌幅%						春节			
年份	2021	2020	2019	上涨次数	下跌次数	平均涨跌幅	年份	2021	2020
LLDPE (聚乙烯)	6.17%	-5.86%	-0.97%	2次	3次	-0.03%			
PP (聚丙烯)	5.00%	-5.01%	-0.02%	1次	1次	0.00%			

春节后前五个交易日涨跌幅%						春节					
年份	2021	2020	2019	2018	2017	上涨次数	下跌次数	平均涨跌幅	年份	2021	2020
LLDPE (聚乙烯)	11.71%	-4.38%	3.88%	-2.96%	-0.11%	1	4	0.69%			
PP (聚丙烯)	13.60%	-6.31%	3.11%	-2.48%	-1.53%	1	4	0.59%			

Wind

2022







