

01



02



03



04




05


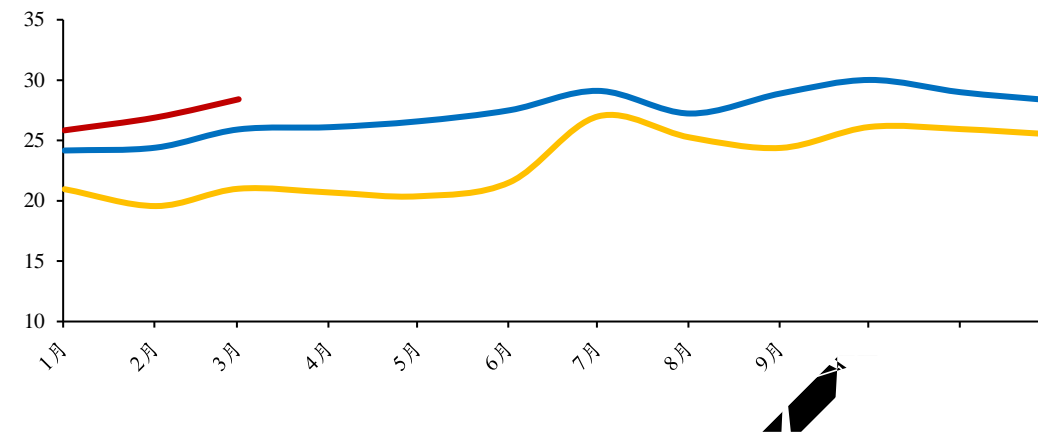


4 7

4 7





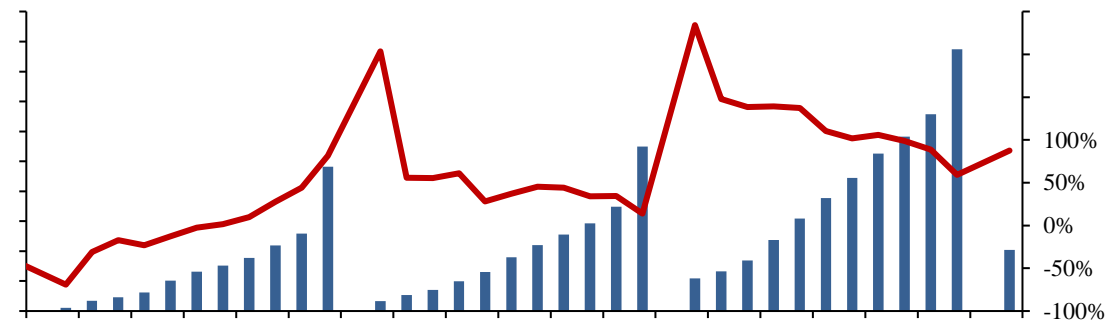


/

	208000	0(0.0%)	-10000(-4.6%)	-35000(-14.4%)	/	
	204000	0(0.0%)	-3000(-1.4%)	-28000(-12.1%)	/	2023/4/7
	193000	0(0.0%)	-3000(-1.5%)	-28000(-12.7%)	/	
	24550	/	600(2.5%)	100(0.4%)	13280(117.8%)	
	52933	/	-333.3(-0.6%)	-1267(-2.3%)	-21936(-29.3%)	2023/4/7
	160067	/	-3667(-2.2%)	-3067(-1.9%)	-10064(-5.9%)	

/

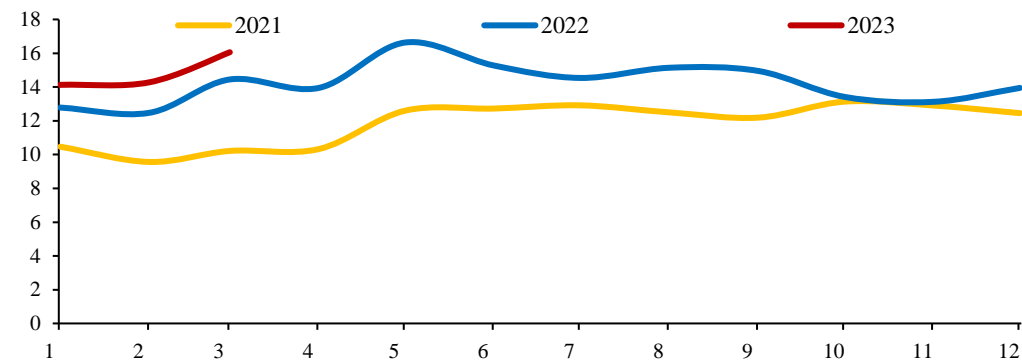
GW



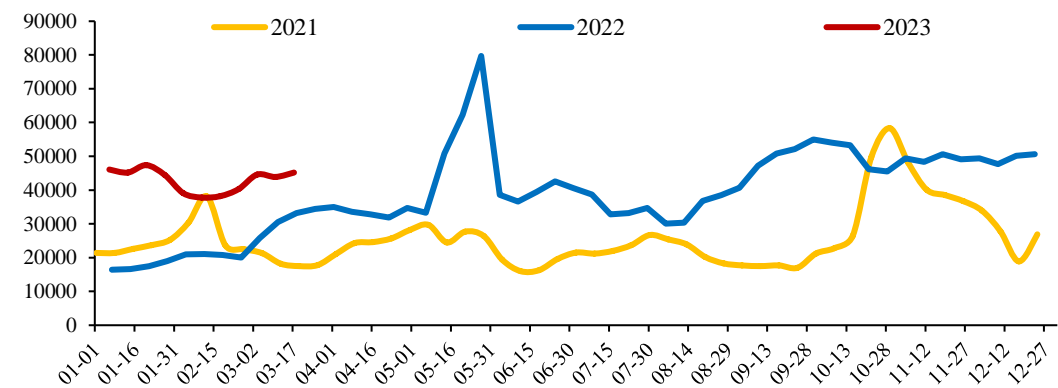
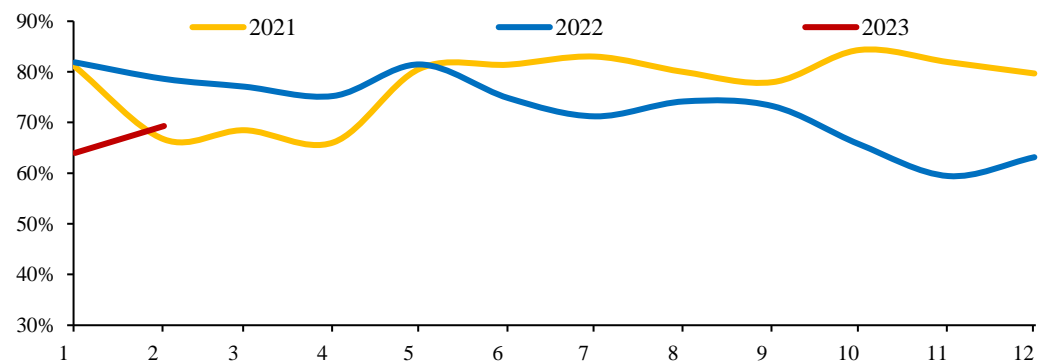
/

DMC	15500	0(0.0%)	-500(-3.1%)	-1600(-9.4%)	-12000(-43.6%)	
107	16000	0(0.0%)	-500(-3.0%)	2200(-12.1%)	-12500(-43.9%)	2023/4/7
110	16000	0(0.0%)	-500(-3.0%)	2000(-11.1%)	-13000(-44.8%)	
	15000	0(0.0%)	-500(-3.2%)	-1200(-7.4%)	-10000(-40.0%)	
	18500	0(0.0%)	-500(-2.6%)	3000(-14.0%)	()	
	30800		-2400(-7.2%)	7400(-19.4%)	-5600(-15.4%)	
	62000	0(0.0%)	18100(41.2%)	28400(84.5%)		2023/4/7
	16780		-140(-0.8%)	-940(-5.3%)	-3720(-18.1%)	
	-1323.75		-341.25(34.7%)	-150(-0.8%)		

DMC

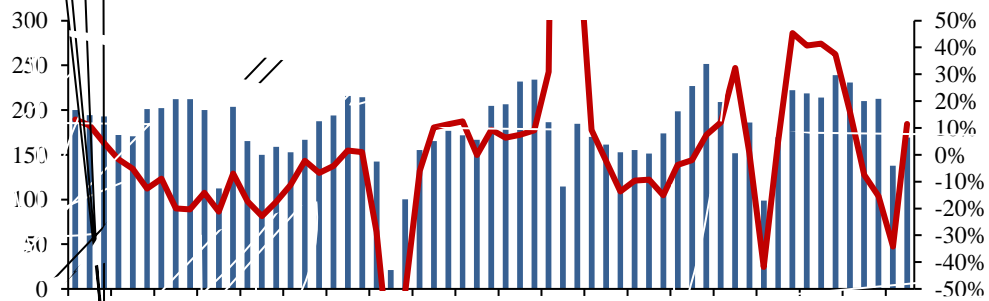
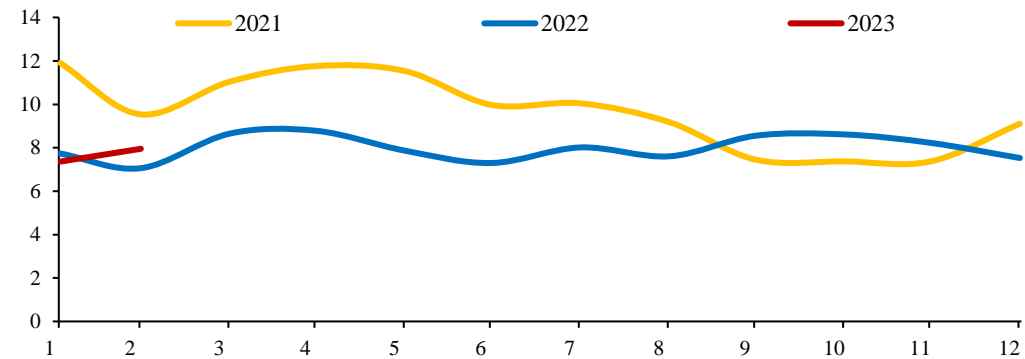
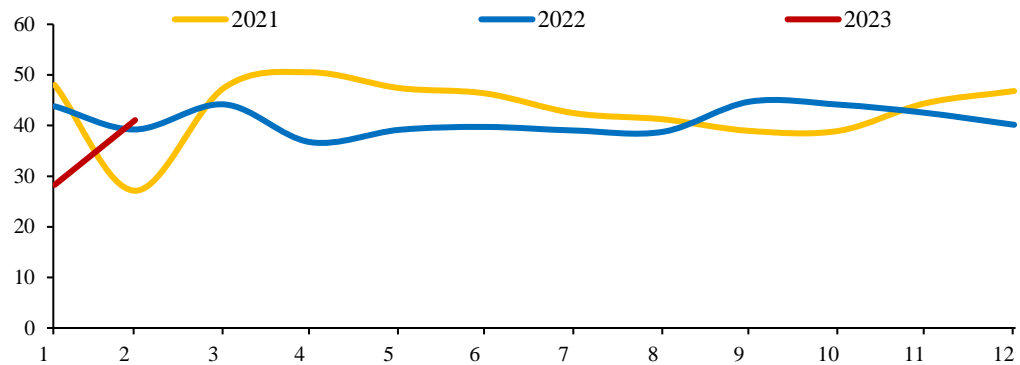


DMC



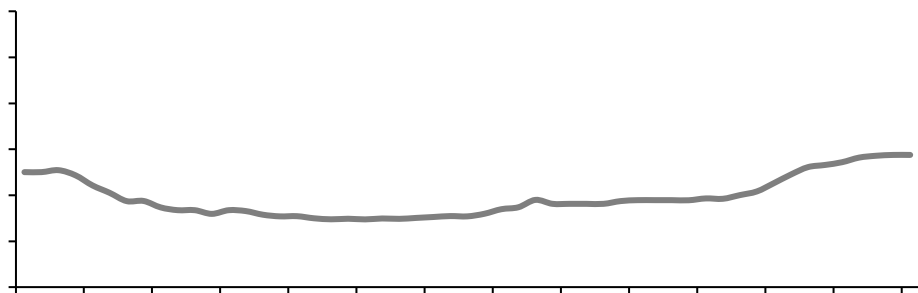
	23	14	
--	----	----	--


		50	
		40	
		20	3
		18	
		24	6
		34	
		12	
		50	4
		15	
		8	
		60	
()		18	
()		100	
		40	
		20	
		20	
		529	DMC 264



1-2

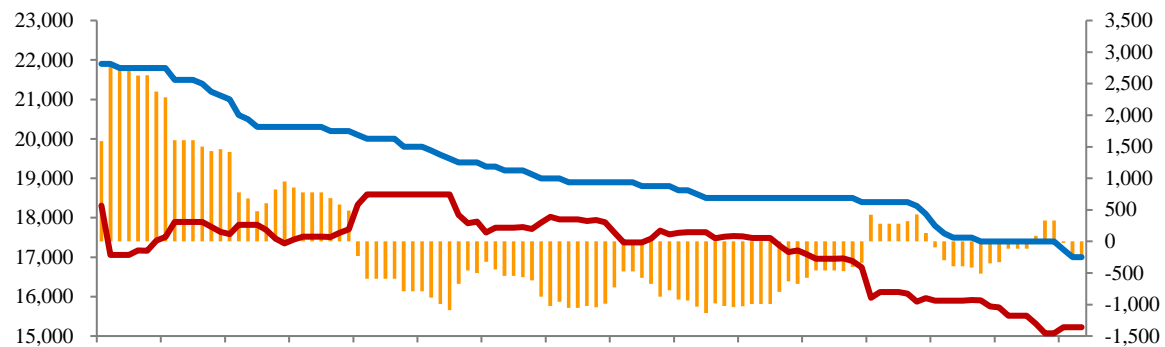
-7.14%





08 553 675 /

08 421 225 /



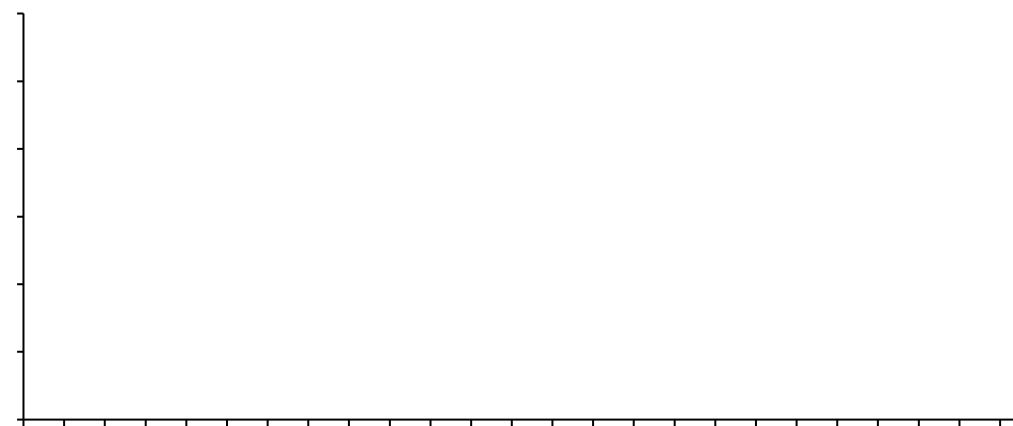
08-09 08 15 /

421-553 2000 1300 1500



□ 16666 / +0.0%

□ 71 / -18.9%



XXX



/

