

01



02




03



04



05



DCE 2309




DCE 2309



✓

✓





307488	293065	308148	309879	1731	297409	297552	143
1128943	1218704	1150204	1150730	526	1219625	1222768	3143
184858	184489	175407	175031	-376	184503	187003	2500
182704	206531	175444	176574	1130	195259	197759	2500
723988	745974	730455	730858	403	758632	760787	2155
421532	433874	430451	430656	205	434748	434802	54
1145520	1179848	1160906	1161514	608	1193380	1195589	2209
293065	309879	297409	297552	143	312898	313975	1077
22.06%	22.35%	22.26%	22.24%	-0.02%	22.53%	22.53%	0.00%

USDA



48757	31358	34975	34975	0	35984	36873	889
-------	-------	-------	-------	---	-------	-------	-----

358447	382893	348751					
--------	--------	--------	--	--	--	--	--

1478	832	6093	7593	1500	1393	1393	0
------	-----	------	------	------	------	------	---

30297	42126	27000	27000	0	22000	24500	2500
-------	-------	-------	-------	---	-------	-------	------

21	15	0	0	0	0	0	0
----	----	---	---	---	---	---	---

23864	26980	25500	27000	1500	16500	19000	2500
-------	-------	-------	-------	------	-------	-------	------

5900	7200	5000	5000	0	4500	4500	0
------	------	------	------	---	------	------	---

1200	1200	1200	1200	0	1000	1000	0
------	------	------	------	---	------	------	---

7100	8400	6200	6200	0	5500	5500	0
------	------	------	------	---	------	------	---

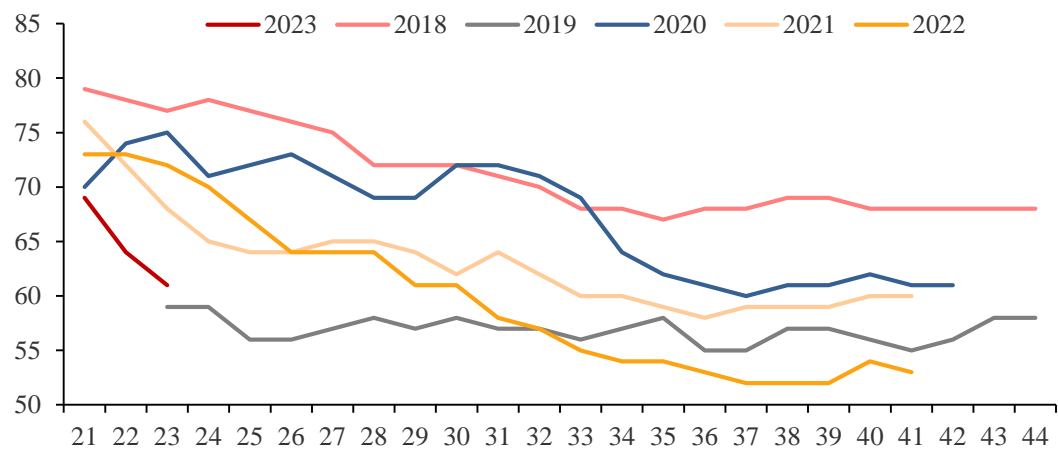
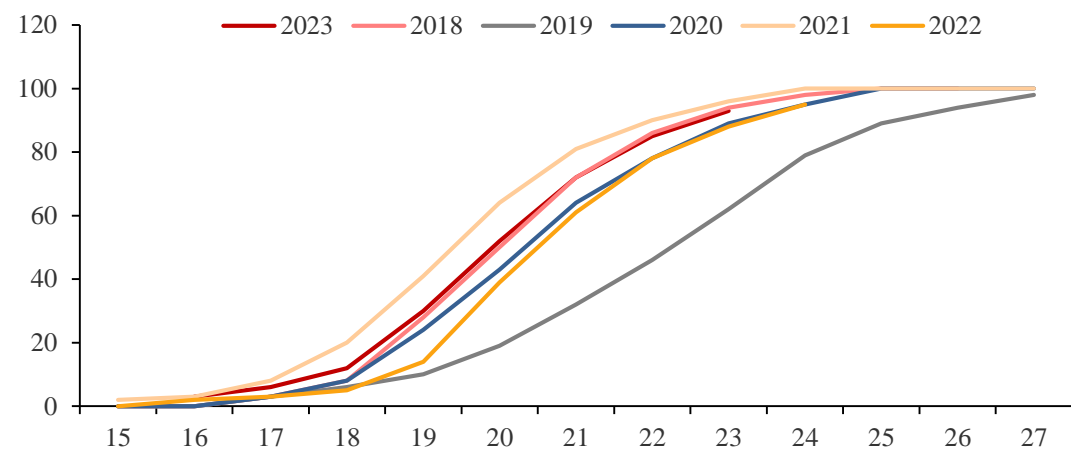
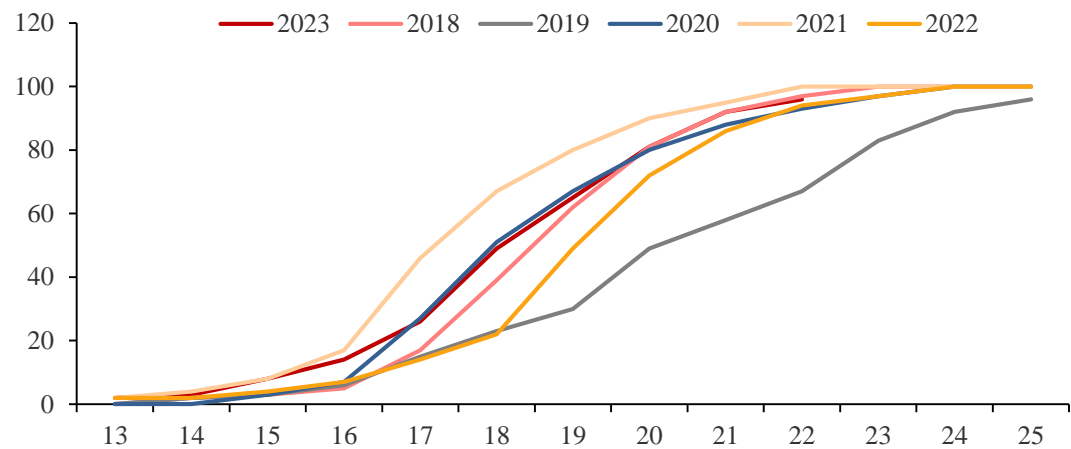
832	7593	1393	1393	0	1393	1393	0
-----	------	------	------	---	------	------	---

2.69%	21.46%	4.39%	4.20%	-0.20%	6.33%	5.69%	-0.65%
-------	--------	-------	-------	--------	-------	-------	--------

USDA

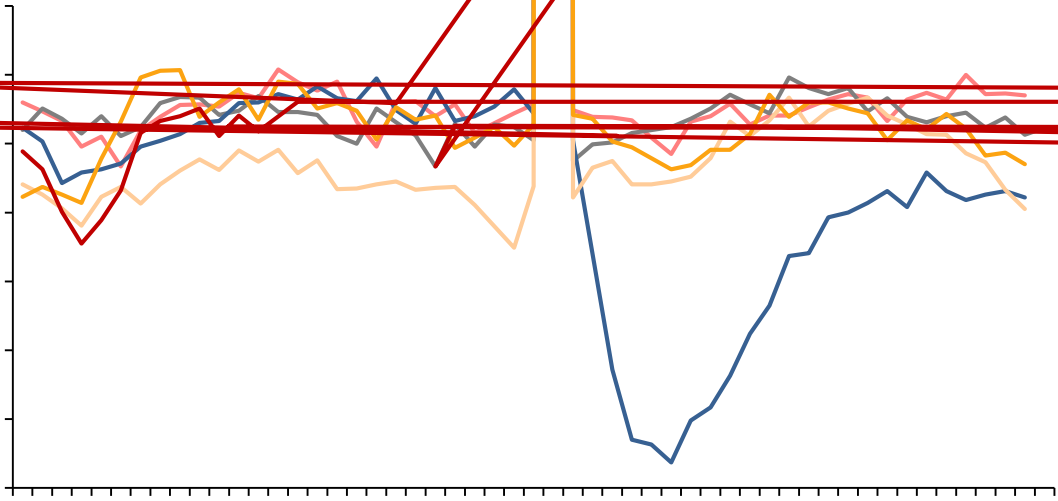






CFTC

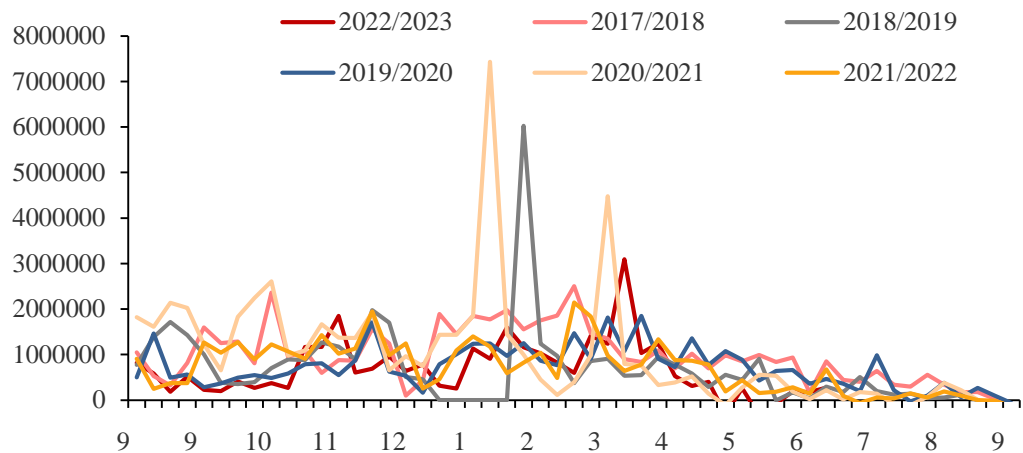
- ✓
- ✓
- ✓



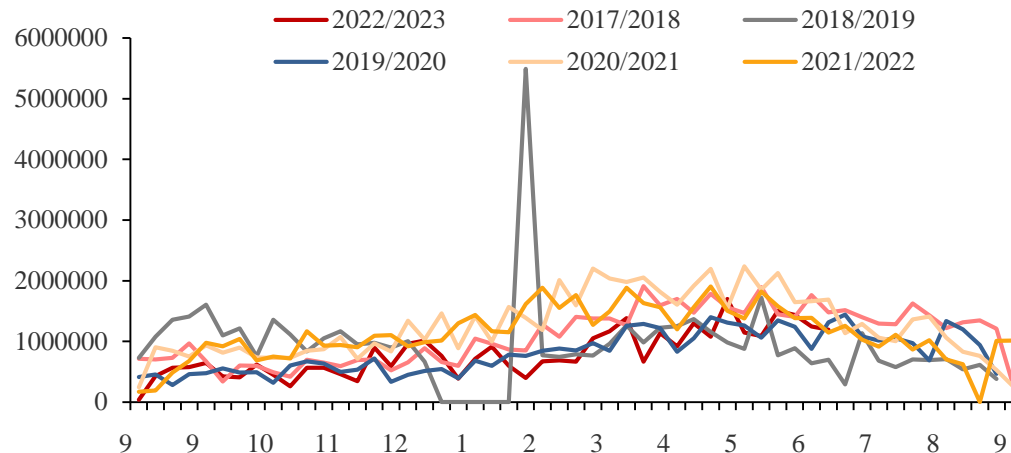
EIA



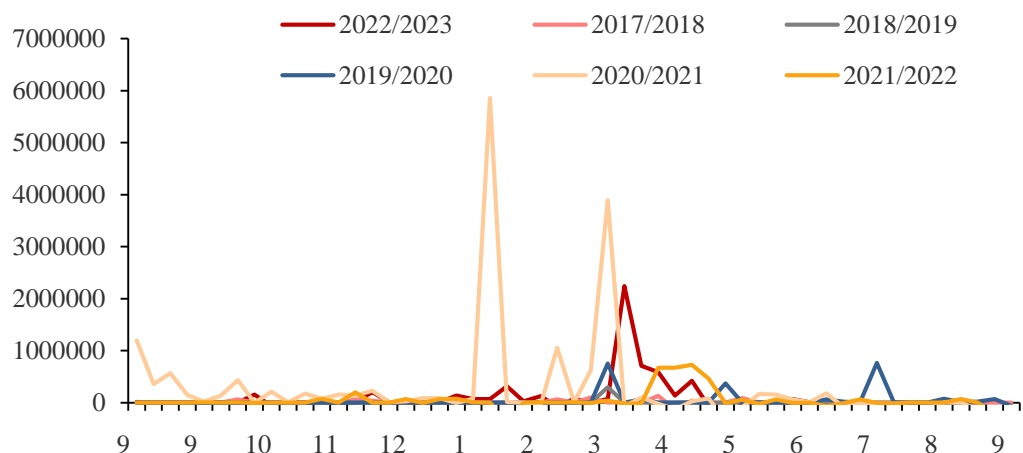
Line chart showing data for 2022/2023, 2017/2018, 2018/2019, 2019/2020, 2020/2021, and 2021/2022. The y-axis ranges from 0 to 8,000,000. The x-axis shows months from 9 to 9.



Line chart showing data for 2022/2023, 2017/2018, 2018/2019, 2019/2020, 2020/2021, and 2021/2022. The y-axis ranges from 0 to 6,000,000. The x-axis shows months from 9 to 9.



Line chart showing data for 2022/2023, 2017/2018, 2018/2019, 2019/2020, 2020/2021, and 2021/2022. The y-axis ranges from 0 to 7,000,000. The x-axis shows months from 9 to 9.




USDA

Two checkmarks (✓) are displayed within a dashed orange rectangular box.

# CFTC

CBOT

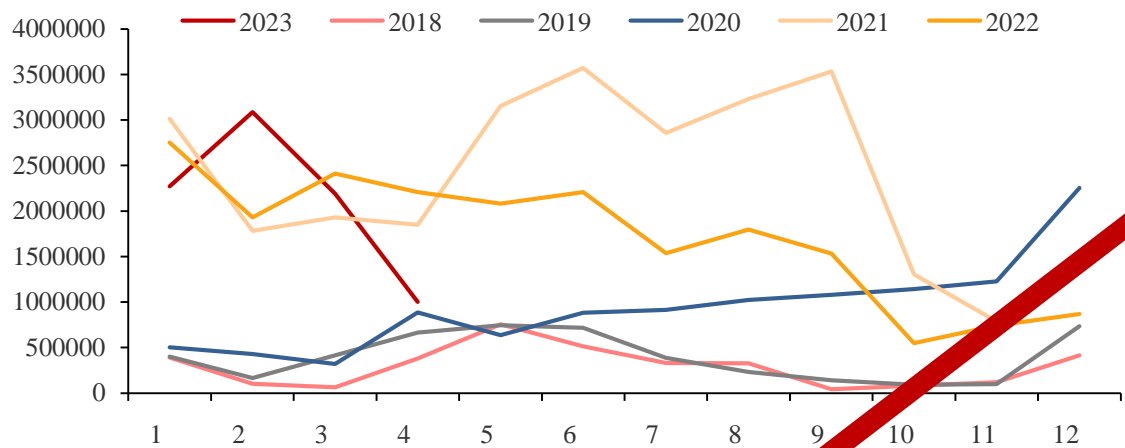
- ✓
- ✓
- ✓



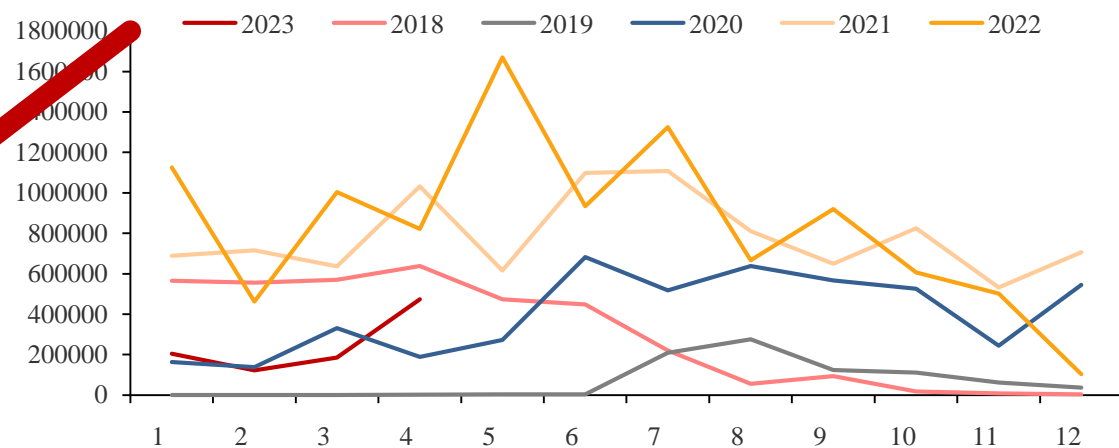
	2014/15	2015/16	2016/17	2017/18	2018/19	2019/20	2020/21	2021/22	2022/23
	100.9	178.4	260.7	250.0	195.0	146.9	94.4	101.1	106.3
	249.8	265.0	216.0	196.0	201.0	196.0	191.0	216.0	216.0
	133.0	137.0	169.5	185.0	174.9	182.0	205.0	200.0	205.0
	63.0	64.0	74.0	83.0	86.0	85.0	88.0	85.0	85.0
	196.0	201.0	243.5	268.0	260.9	267.0	293.0	285.0	290.0
	53.8	64.0	-27.5	-72.0	-59.9	-71.0	-102.0	-69.0	-74.0
	5.3	3.2	2.5	3.5	4.5	7.6	29.6	21.9	17.0
	8.6	5.9	8.1	8.1	5.2	6.0	12.1	8.3	9.0
	9.1	8.3	5.2	4.4	0.7	3.7	8.7	11.0	5.0
	5.0	5.0	5.0	5.0	5.0	5.0	43.0	15.0	25.0
							25.0	28.0	15.0
	23.7	18.3	16.7	17.0	11.8	18.5	108.7	74.3	63.9
	178.4	260.7	250.0	195.0	146.9	94.4	101.1	106.3	96.2
	162.1	251.5	214.0	114.0	92.0	15.0	23.0	33.0	33.0
	16.3	9.2	36.0	81.0	54.9	79.4	78.1	73.3	63.2



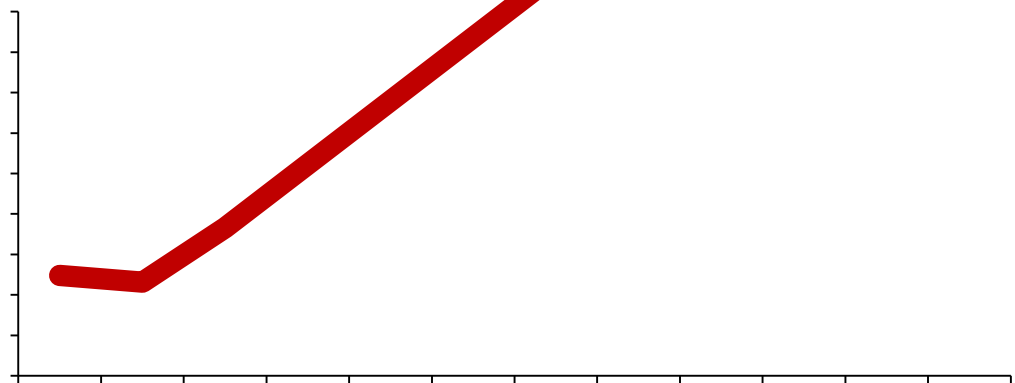
[Dark blue header bar]



[Dark blue header bar]

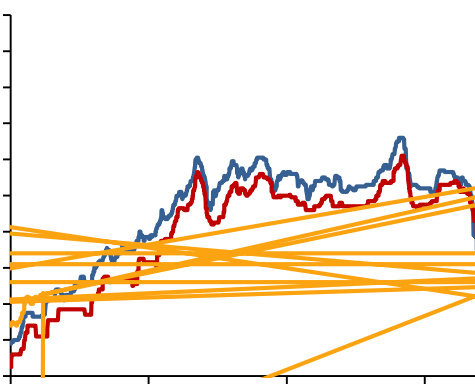


[Dark blue header bar]



- ✓
- ✓
- ✓

[Redacted text block]



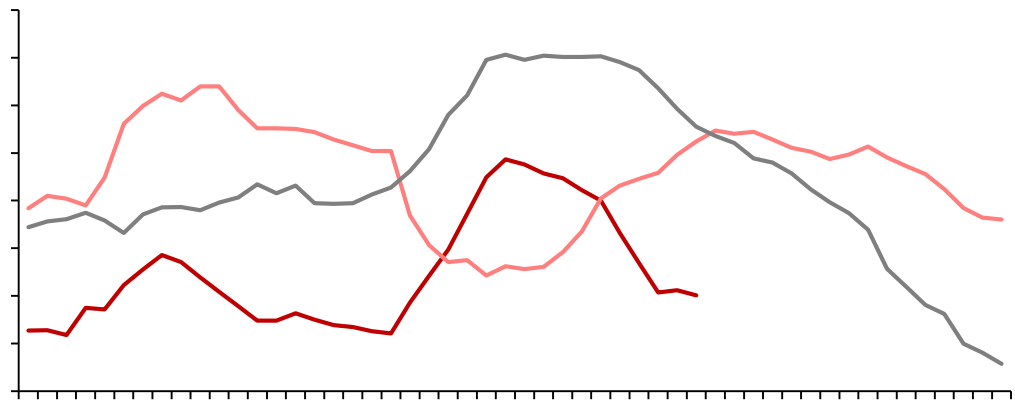
[Redacted text block]


[Redacted text block]







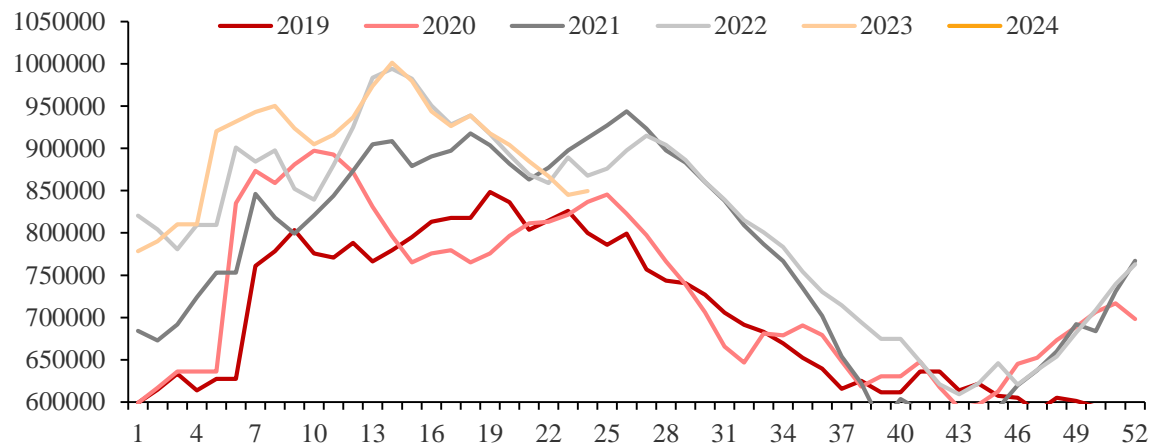
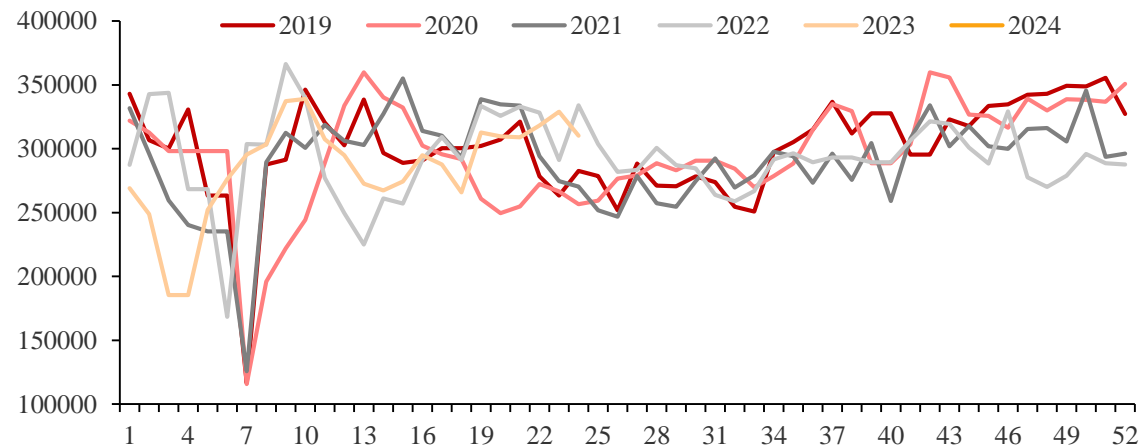
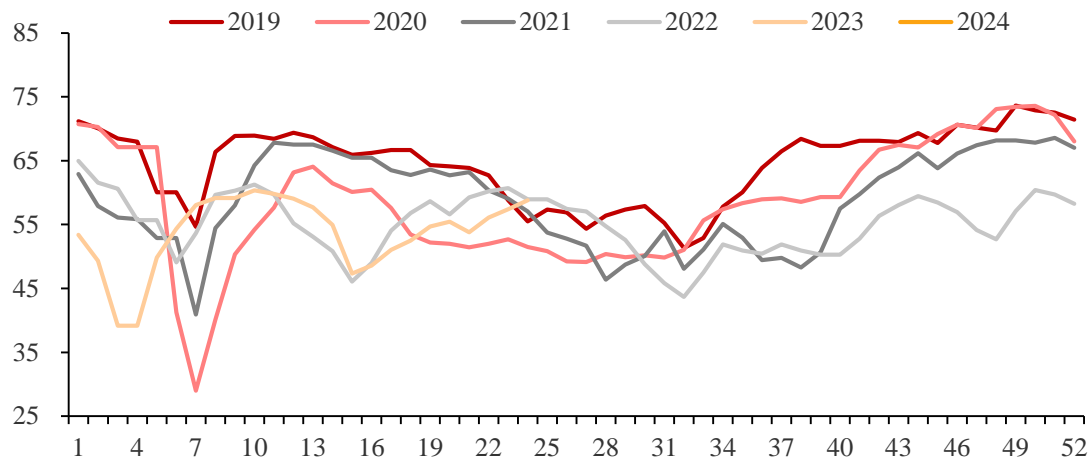




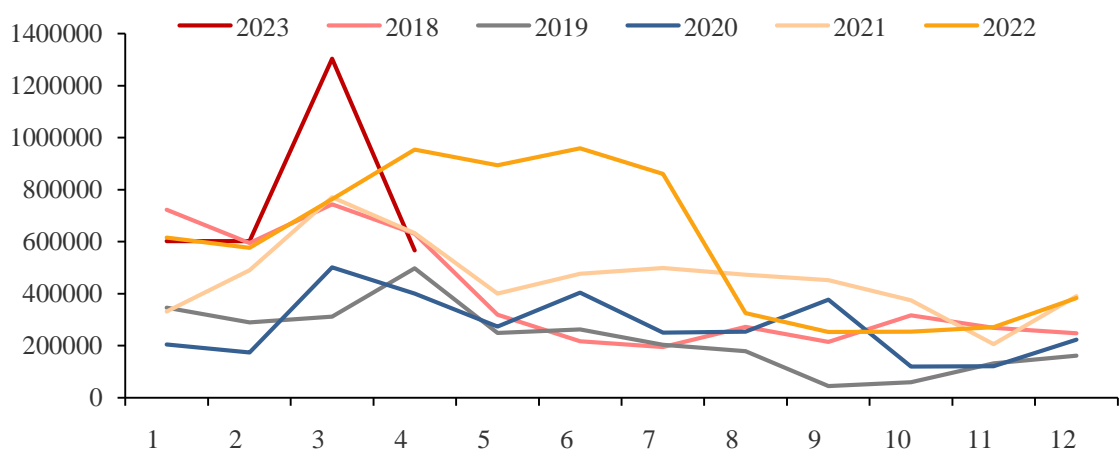
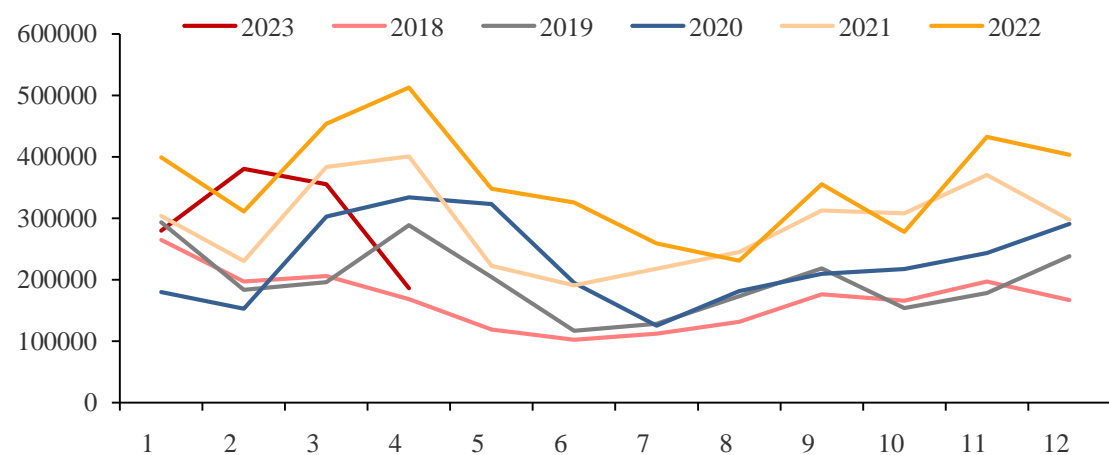
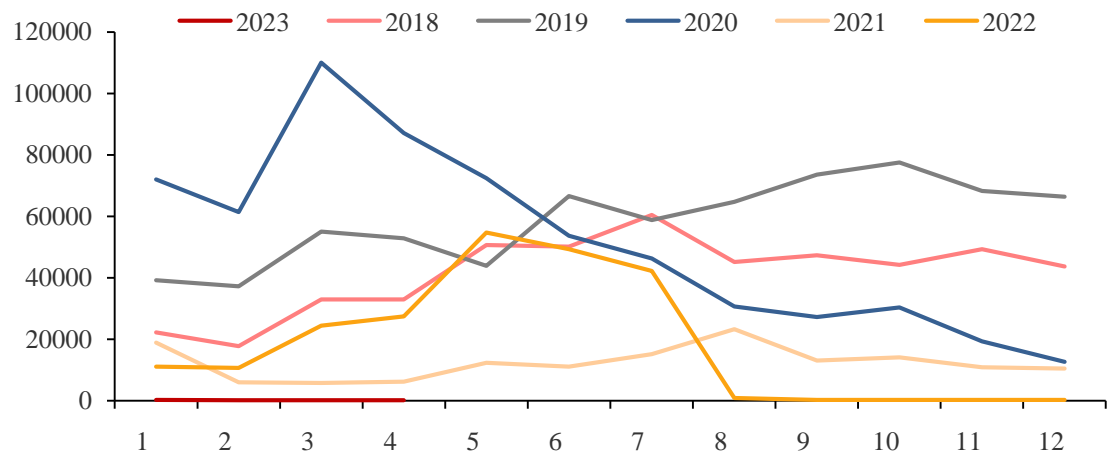




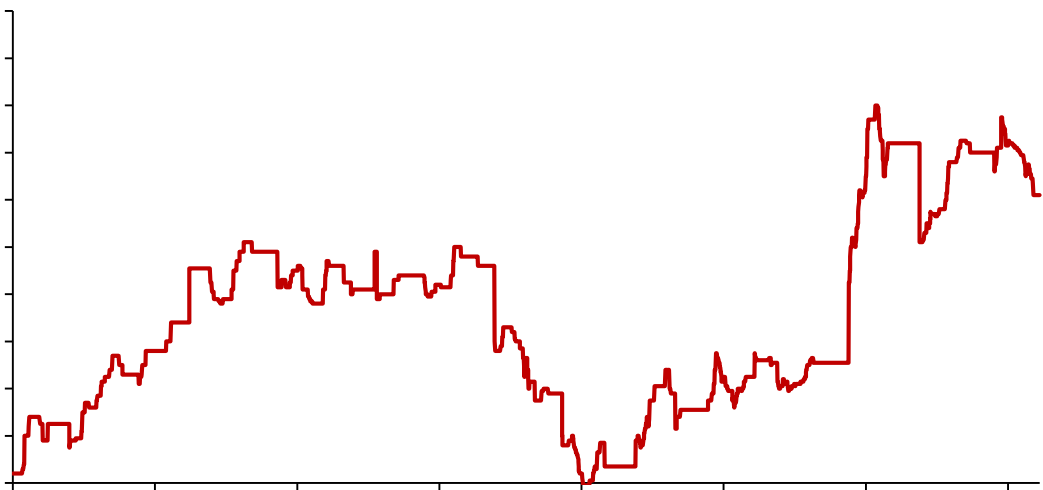













Wind




\_\_\_\_\_

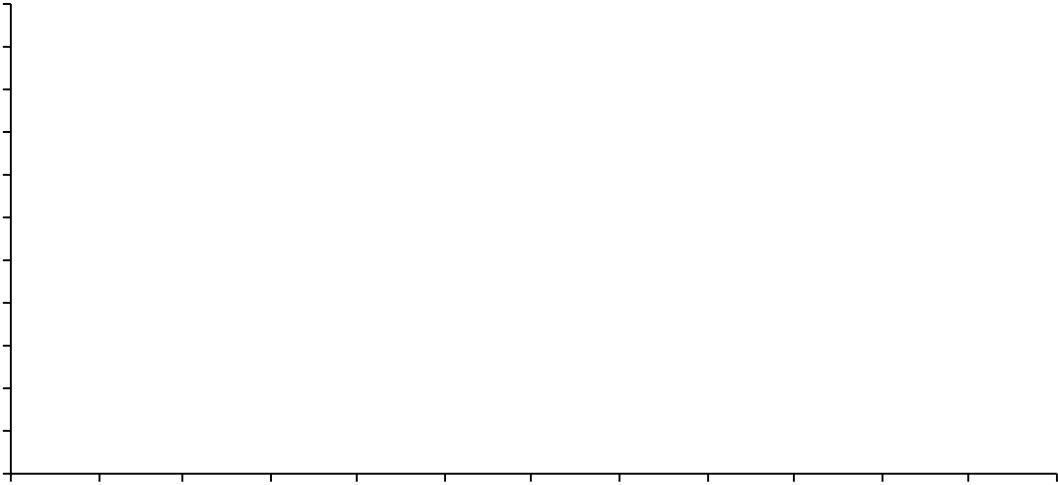
\_\_\_\_\_



\_\_\_\_\_

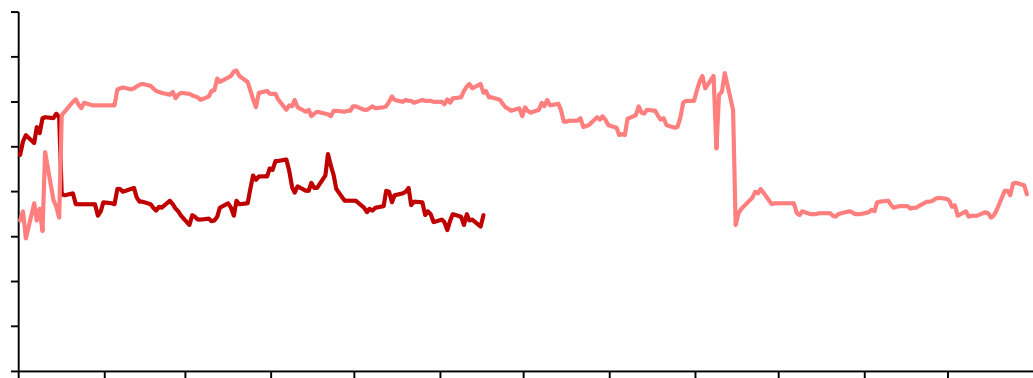







Wind

1-9



5-9



1-5

-



-







021-68905325 12 15 03 69 1	0571-89809624 111 2 1301	028-83279757 4 12 6 802	021-50568018 899 1201-1202
0757-88772666 28 2 2301 2302	0755-83533302 A 704A 705	0757-88772888 57 2 3006	0769-22900598 2 1501B
020-31953184 2 1306 105	0763-3808515 25 2 04 05 06	0758-2270761 2 1704 1705	020-61887585 171 8 803B
010-63360528 -5 32 101 12 1211 24 1	027-59219121 193 A 14 1401-9	0531-66671202 8 B 906	0371-86533821 80 1 2 23 2301
0532-88697833 100 905	020-22836158 1 6	020-22836155 1 6	020-22836182 1 6
020-22836185 6 1	021-50390265 388	701	

